

2011-12 STONY BROOK BASKETBALL

TWO-TIME AMERICA EAST REGULAR SEASON CHAMPIONS (2010, 2012)

Game #32 • Stony Brook vs. Seton Hall • Walsh Gym • March 13, 2012 • 7:15 p.m.

Media Contact: Thomas Chen, (631) 632-7289 (O), (914) 843-7185 (C), thomas.chen@stonybrook.edu

2011-12 STONY BROOK SCHEDULE 22-9 (14-2 AMERICA EAST) HOME GAMES IN CAPS AT PRITCHARD GYM

NOVEMBER

Fri. 11	at Indiana	BTN	66-96	L
Sun. 13	MOUNT IDA		94-39	W
Tue. 15	at Sacred Heart		63-74	L
Tue. 22	COLUMBIA		67-53	W
Fri. 25	at Northwestern	BTDN	58-63	L

DECEMBER

Sat. 3	at Eastern Illinois		69-72	L
Wed. 7	FAIRLEIGH DICKINSON	C118	70-46	W
Sun. 11	at Boston College	YES/ESPN3	51-66	L
Sat. 17	vs. Rutgers !	MSG+	58-67	L
Wed. 28	CORNELL	C118	68-59 (OT)	W
Fri. 30	RIDER		79-62	W

JANUARY

Mon. 2	VERMONT*	C118	65-59	W
Thu. 5	at Binghamton*		60-54	W
Sun. 8	ALBANY*	C118	81-68	W
Wed. 11	at UMBC*		89-49	W
Sat. 14	at Boston University*	ESPN3	55-61	L
Mon. 16	NEW HAMPSHIRE*	C118	61-52	W
Sat. 21	at Maine*		58-52	W
Wed. 25	HARTFORD*	C118	60-37	W
Fri. 27	BOSTON UNIVERSITY*	ESPNU	66-57	W

FEBRUARY

Wed. 1	BINGHAMTON*	C118	82-48	W
Sat. 4	at Albany*	TWS	76-69	W
Mon. 6	at New Hampshire*	ESPN3	57-48	W
Thu. 9	UMBC*	C118	80-68	W
Sun. 12	at Vermont*	CBS-SN	49-68	L
Sat. 18	at Northeastern		76-69	W
Tue. 21	at Hartford*	CPTV	74-50	W
Sun. 26	MAINE*	CBS-SN	55-48	W

MARCH

America East Championship

Sat. 3	vs. No. 9 Binghamton #		78-69	W
Sun. 4	vs. No. 4 Albany #	ESPN3	57-55	W
Sat. 10	No. 2 VERMONT	ESPN2	43-51	L

Postseason NIT

Tue. 13	at No. 1 Seton Hall	ESPN3	7:15 p.m.
---------	---------------------	-------	-----------

All times Eastern

* America East game

! Holiday Festival at Madison Square Garden

at Chase Arena (West Hartford, Conn.)

BTN - Big Ten Network

BTDN - Big Ten Digital Network

C118 - Optimum Local Channel 118

MSG - Madison Square Garden Network

NESN - New England Sports Network

CBS-SN - CBS Sports Network

About the Game

Stony Brook, the America East regular season champion and winners of 19 of its last 22 games, makes its second-ever appearance in a national postseason tournament Tuesday when it takes on the Seton Hall Pirates in the first round of the NIT. The Seawolves are seeded No. 8 and are taking on the No. 1 seeded Pirates, who finished tied for ninth in the BIG EAST this season and were one of the last few teams on the NCAA Tournament bubble. The winner of this game will go on to meet either No. 4 Mississippi State or No. 5 Massachusetts. Stony Brook appeared in the NIT in 2010, also as a No. 8 seed, losing to No. 1 seed Illinois, 76-66, at a sold-out Stony Brook Arena. This is the third all-time meeting between these two teams and the first since 2002. The Pirates won both games.

Scouting Seton Hall

The Pirates are one of the BIG EAST's elite teams, finishing tied for ninth in the super-conference and winning 20 games overall for the first time since the 2003-04 season, which also represents the last time SHU made the NCAA Tournament. The Pirates last appeared in the NIT in 2010, dropping a first-round home game to Texas Tech. This year's team has been fueled by seniors Jordan Theodore and Herb Pope. Theodore is the team's point guard and averaged a team-best 16.0 PPG and 6.7 APG. Pope is SHU's best threat in the post, averaging 15.2 PPG, 10.3 RPG and 1.6 BPG. SHU's defense is ranked 83rd in the nation, allowing only 63.5 PPG. Opponents are only shooting 30.6% from behind the arc against SHU, which ranks 32nd in the nation.

Last Time Out

The Seawolves defense lived up to its name, holding Vermont without a field goal for the final 9:56 of the America East Championship title game, but the offense couldn't generate any rhythm, shooting just 29.3% in a 51-43 loss to the Catamounts. Stony Brook fell behind by 17 points in the second half, but fought back to get within four points with a minute remaining, but no one was able to make the big shot to come any closer. Dave Coley and Al Rapier each had 10 points to lead the Seawolves.



#8 STONY BROOK SEAWOLVES

(22-9, 14-2 America East)

Head Coach: Steve Pikiell

vs.

#1 SETON HALL PIRATES

(20-12, 8-10 BIG EAST)

Head Coach: Kevin Willard

ON THE WEB

ESPN3 with Mike Gleason & TBA

ON RADIO

WUSB 90.1 FM

with Mike Solano, Curt Hylton & Jeff Bernstein

SETON HALL SERIES AT A GLANCE

Seton Hall leads 2-0

Streak: Seton Hall W-2

Last Meeting: Dec. 31, 2002 (SHU 71-48)

First Meeting: Dec. 23, 1999 (SHU 70-50)

SEAWOLVES PROBABLE STARTERS

#	NAME	PPG	RPG	APG
G 5	Dave Coley	10.0	3.7	1.3
<i>Has improved scoring by 3.5 points from rookie yr</i>				
G 10	Bryan Dougher	13.2	2.5	1.6
<i>SBU Div. I all-time leading scorer (1,597 points)</i>				
F 21	Al Rapier	8.1	5.1	1.1
<i>Sixth in America East in field goal pct. (.510)</i>				
F 23	Dallis Joyner	8.8	6.5	0.9
<i>America East Championship All-Tournament team</i>				
F 24	Tommy Brenton	8.0	7.9	3.3
<i>America East Defensive Player of the Year</i>				

RESERVES

#	NAME	PPG	RPG	APG
G 4	Anthony Jackson	5.6	1.4	0.6
G 11	Ben Resner	1.7	0.7	0.5
G 12	Marcus Rouse	4.2	1.2	0.5
G 15	Leonard Hayes	3.5	1.6	1.1
F 1	Ron Bracey	3.6	2.1	0.3
F 2	Danny Carter	1.5	1.6	0.2
F 22	Eric McAlister	1.8	1.1	0.2

By the Numbers

2 This is Stony Brook's 2nd NIT appearance, also earning a berth in 2010.

20 Senior Bryan Dougher grew up 15 miles away from Seton Hall in Scotch Plains, N.J.

+7.9 Stony Brook sports a +7.9 rebounding margin, fifth-best in the nation.

2011-12 STONY BROOK BASKETBALL

TWO-TIME AMERICA EAST REGULAR SEASON CHAMPIONS (2010, 2012)

THE LAST TIME STONY BROOK...

Scored 100+vs. New England Coll. (107-45), 11/21/00
Gave up 100+ at Maryland (59-107), 12/6/00
Scored <50 vs. Vermont (43), 3/10/12
Gave up <50 vs. Maine (48), 2/26/12
Went into OT vs. Cornell (68-59 W), 12/28/11
Went into 2OT vs. New Hampshire (64-60 W), 1/15/11
Went into 3OT at Boston University (97-99 L), 1/19/09
Went into 4OT at Boston University (97-99 L), 1/19/09
Won by 20+ at Hartford (74-50), 2/21/12
Won by 30+ vs. Binghamton (82-48), 2/1/12
Won by 40+ at UMBC (89-49), 1/11/12
Won by 50+ vs. Mount Ida (93-39), 11/13/11
Won by 60+ vs. New England Coll. (107-45), 11/21/00
Lost by 20+ at Indiana (66-96), 11/11/11
Lost by 30+ at Indiana (66-96), 11/11/11
Lost by 40+ at Villanova (35-78), 11/18/05
Lost by 50+ at Auburn (45-100), 1/1/00
Shot 60% FG at Hartford (.619), 2/21/12
Shot <30% FG vs. Vermont (.293), 3/10/12
Opponent 60%+ at Indiana (.654), 11/11/11
Opponent <30% FG vs. Mount Ida (.224), 11/13/11
50+ rebounds vs. Mount Ida (57), 11/13/11
Att. 75+ FG vs. Mount St. Mary's (79), 11/16/09
Made 40+ FG vs. New England Coll. (45), 11/21/00
Att. 40+ FT vs. Hartford (40), 1/7/10
Made 25+ FT at New Hampshire (26), 2/6/12
15+ steals at Dartmouth (17), 1/13/09
20+ assists vs. Mount Ida (24), 11/11/11
Made 10+ 3-pt FG vs. Binghamton (14), 2/1/12
Made 0 3-pt FG at Vermont, 2/12/12
Att. 30+ 3-pt FG vs. Illinois (32), 3/17/10
Player score 30+ Muhammad El-Amin (31)
..... vs. Binghamton, 2/13/10
Player score 40+ Emeka Smith (49)
..... vs. Lehman, 12/7/91
Player score 50+ Arthur King (50)
..... vs. Pratt, 2/24/73
Player 10+ assists Cori Spencer (10)
..... vs. Albany, 1/19/03
Player 10+ rebounds Tommy Brenton (11)
..... vs. Binghamton, 3/3/12
Player 20+ rebounds Tom Blumbergs (20)
..... vs. John Jay, 1/10/88

Back to the Postseason

This is Stony Brook's second appearance in a national postseason tournament in the program's Div. I history, both coming in the last three seasons. The Seawolves also participated in the NIT in 2010, hosting Illinois at a sold-out Stony Brook Arena. The Seawolves got out to a 7-0 lead and was only down two points at halftime before eventually succumbing to the Fighting Illini, 76-66. Bryan Dougher scored 21 points in the game to lead the Seawolves.

Hometown Game for Many

Playing a postseason game in New Jersey is exciting for the Seawolves, who have three players that hail from the state and two incoming recruits from there as well. Senior Bryan Dougher grew up approximately 15 miles away from Seton Hall in Scotch Plains. Also from New Jersey are sophomore Eric McAlister (Hightstown, N.J.) and Leonard Hayes (Voorhees, N.J.). A pair of 2012 incoming recruits are also from New Jersey. Forward Jameel Warney, one of New Jersey's top college recruits, is also approximately 15 miles away from Seton Hall in Plainfield, N.J. and attends Roselle Catholic High School. Guard Carson Puriefoy is from Wenonah, N.J.

Garden State Shooting

During Bryan Dougher's era (2008-12), Stony Brook has played four games in the state of New Jersey and has won all four, defeating Monmouth and Fairleigh Dickinson in 2010 and NJIT and St. Peter's in 2008. Dougher has played well in all four games, averaging 15.3 points, 3.0 rebounds and 2.5 assists while shooting 44% from the field and 45% from three-point range. As a freshman against NJIT on Dec. 2, 2008, Dougher had a then career-high 24 points on 6-of-8 shooting from the field and 5-of-6 shooting from behind the arc.

In Good Company

This is a prestigious NIT appearance for the Seawolves, who are among the nation's elite this season. They are one of 11 regular season conference champions among the 32-team field, including Pac-12 regular season champion Washington and CAA regular season champion Drexel. Stony Brook is also one of 14 teams in the 32-team field to have at least 22 wins this season.

Coach of the Year

Head coach Steve Pikiell was named America East Coach of the Year for the second time in three seasons after leading the Seawolves to the regular season championship. He has completely turned the program around in his seven seasons, taking charge of a program with no winning America East seasons in its history to annually competing for league titles.

Stony Brook in the Rankings

Category	America East	NCAA
Scoring Defense (59.0)	1st	12th
Scoring Margin (+7.6)	1st	54th
Rebound Margin (+7.9)	1st	5th
Turnover Margin (+1.4)	1st	94th

America East Awards

Tommy Brenton was named America East Defensive Player of the Year, the first time an SBU player has earned the distinction. He and Bryan Dougher were named first-team All-America East, and Dallis Joyner was named to the third team. It is the first time in program history two Seawolves have made the first team in one season. Joyner was also named to the America East Championship All-Tournament team for helping lead the Seawolves to their second consecutive title game appearance.

The Tip Heard Round the World

Dallis Joyner tipped in an offensive rebound from a Dave Coley jump shot with four tenths of a second remaining in regulation to lift the Seawolves to a 57-55 win over Albany in the America East Championship semifinals on March 4. Joyner's efforts were highlighted as the SportsCenter No. 1 Top Play of the Week.

Senior Leadership

The season and careers of four Stony Brook seniors are winding down and they have been a part of a massive turnaround. Before Bryan Dougher, Danny Carter, Dallis Joyner and Al Rapier stepped on the court at SBU, the Seawolves had only won 84 games in eight seasons as a Div. I program. Since they got here, the Seawolves have won 75 games in four seasons and have captured two America East regular season championships.

The Offense is Flowing

Stony Brook has won 13 of its last 15 games and 19 of its last 22 and the offensive rhythm the team is in has played a large role. SBU is shooting 44% from the field over the last 22 games while averaging 66.8 points. Seven times during the streak, SBU has shot better than 50 percent and scored 75 points or more.

Don't Forget About the D

Not to be forgotten is SBU's defensive run during this 22-game stretch. The team is only allowing opponents to score 57.0 points per game over the last 22. Ten of the last 15 opponents have not reached 60 points, and the highest point total allowed in the span is 69. **For the season, Stony Brook is 12th in the nation in scoring defense (59.0/game).**

2011-12 STONY BROOK BASKETBALL

TWO-TIME AMERICA EAST REGULAR SEASON CHAMPIONS (2010, 2012)

2011-12 STONY BROOK SITUATIONAL RECORDS

America East	16-3
Atlantic Coast	0-1
BIG EAST	0-1
Big Ten	0-2
Colonial Athletic Association.....	1-0
Great Northeast Athletic Conference.....	1-0
Ivy.....	2-0
Metro Atlantic Athletic Conference.....	1-0
Northeast Conference	1-1
Ohio Valley	0-1
Home	13-1
Road	7-7
Neutral.....	2-1
America East Home.....	8-0
Non-Conference Home.....	5-1
America East Road.....	6-2
Non-Conference Road.....	1-5
Non-Conference Neutral.....	2-1
Ahead at the half	16-1
Tied at the half.....	2-0
Behind at the half.....	4-8
Overtime.....	1-0
Morning.....	0-1
Afternoon.....	6-5
Night.....	16-3
Television.....	14-7
November.....	2-3
December.....	3-3
January.....	8-1
February.....	7-1
March.....	2-1
Monday.....	3-0
Tuesday.....	2-1
Wednesday.....	5-0
Thursday.....	2-0
Friday.....	2-2
Saturday.....	4-4
Sunday.....	4-2
Scoring under 50 points.....	0-2
Scoring 50-59 points.....	4-4
Scoring 60-69 points.....	7-3
Scoring 70-79 points.....	6-0
Scoring 80+ points.....	5-0
Allowing under 50 points	7-0
Allowing 50-59 points	9-1
Allowing 60-69 points	6-5
Allowing 70-79 points	0-2
Allowing 80+ points	0-1
Shooting under 30 percent.....	0-3
Shooting 30-39 percent	6-2
Shooting 40-49 percent	8-4
Shooting 50+ percent	8-0
Allowing under 30 percent shooting	1-0
Allowing 30-39 percent shooting	11-0
Allowing 40-49 percent shooting	8-7
Allowing 50+ percent shooting	2-2
Outrebound opponent.....	21-6
Outrebounded by opponent.....	1-3

Bench Production

Stony Brook's bench is critical to the team's success. The Seawolves reserves average 19.0 points per game and consistently play solid defense.

D is the Key

The math is usually simple for Stony Brook and its defense: hold the opponent under 60 points and it's a victory. **The Seawolves are 16-1 this season when holding their opponent under 60 points.**

Rebounding Machines

Stony Brook has been one of the best in the country at rebounding this season, **outrebounding opponents by a 7.9 margin (37.4 to 29.5), which leads America East and is fifth in the nation.** What's

more impressive is the work on the offensive end, grabbing a league-best average of 13.8 offensive rebounds per game. That is leading to an average of 14.2 second chance points per game. Stony Brook has had at least 20 offensive rebounds four times this season, including a season-high 22 vs. Albany on March 4.

Stony Brook Top Second Chance Point Performances of 2011-12

1. 27 - Mount Ida (11/13)
2. 26 - Northeastern (2/18)
3. 23 - Eastern Illinois (12/3)
4. 21 - UNH (1/16)
5. 20 - Albany (3/4)

Home Streaks

Prior to losing to Vermont, Stony Brook had won a Div. I program record 14 consecutive home games. The streak surpasses the program's previous Div. I record of 13, which occurred between Dec. 2, 2000 and Dec. 4, 2001.

Power of Pritchard

Since returning to Pritchard Gymnasium prior to the 2008-09 season, the Seawolves are 38-15 (.717) in the building.

The Line's the Key

Stony Brook's win-loss record could be tied to its ability to get to the free throw line more than its opponent. SBU is 19-2 in games in which it has equal or more free throw attempts than its opponents (averaging 20.4 attempts in wins) and 3-7 in games in which it has fewer attempts than its opponents (averaging 11.4 attempts in losses).

Meet the Class of 2012

Stony Brook has signed three student-athletes to National Letters of Intent to join the Seawolves for the 2012-13 season. Coming to Stony Brook are forward **Jameel Warney (Plainfield, N.J.)**, guard **Carson Puriefoy III (Wenonah, N.J.)** and guard/forward **Ryan Burnett (Richmond, Va.)**. The class is considered to be one of the best in SBU history. To read more about the class, visit GoSeawolves.org.

Dougher's Leaving His Mark

Senior Bryan Dougher came to Stony Brook in 2008 and will leave as one of the most decorated student-athletes in Seawolves history. Here's where he ranks in his career and for this season.

Career (Div. I records only)

- First at SBU and third in America East in 3-pointers made (333)
- First at SBU and second among active America East players in points (1,597)
- First at SBU in games played/games started (125/125)

2011-12 Season

- First in America East and 28th in the country in 3-pointers made (2.7/g)
- Seventh in America East and 51st in the country in 3-point percentage (.363)
- 11th in America East in scoring (13.2/g)

*Dougher is also SBU's all-time leader in single-season 3-pointers made (95) and single-game 3-pointers made (8)

Amazing Turnaround

Stony Brook's second regular season championship in three years continues to tell the story of the program's turnaround under head coach Steve Pikiell. In his first season, Stony Brook was 4-24 overall and 2-14 in America East. By his fifth season, the team won the league with a 13-3 record. Now Stony Brook has become a force in America East and is annually competing for the league championship. The Seawolves have the third-most wins in the nine-team league since the start of the 2008-09 season.

Incredible Academic Progress

Head coach Steve Pikiell came into Stony Brook with a team on NCAA probation for poor academics. In 2004-05, prior to Pikiell's arrival, the team's rolling Academic Progress Rate (APR) according to the NCAA was 880 and that particular team's APR was 804. In 2009-10, the team achieved a perfect 1000, and the rolling APR according to the NCAA was 951, an incredible turnaround in a short period of time.

Up Next

If Stony Brook wins, it will be matched up in the second round with either No. 4 seed Mississippi State or No. 5 seed Massachusetts. Date and time would be announced after both games are completed.

2011-12 STONY BROOK BASKETBALL

**TWO-TIME AMERICA EAST REGULAR SEASON CHAMPIONS
(2010, 2012)**

STONY BROOK RECORDS (ALL-TIME)

Three Point Field Goals Made

Bryan Dougher (2008-present)	333
Josh Little (1997-01).....	221
D.J. Munir (2000-04).....	179
Brian Hennessy (1993-95, 97).....	143
Chris Balliro (1997-01).....	137
Bobby Santiago (2002-06).....	135
Ron Duckett (1992-96).....	118
Muhammad El-Amin (2008-10).....	103
Mike Popoko (2003-07).....	95

Rebounds

Yves Simon (1987-91).....	905
Tommy Brenton (2008-present)	823
Greg Angrum (1980-84).....	780
Wayne Wright (1975-79).....	769
Earl Keith (1974-79).....	764
Dallis Joyner (2008-present)	722
Rick Wardally (1989-93).....	678
Mike Kerr (1968-70).....	641
Dave Burda (1983-86).....	636
Keith Martin (1979-83).....	606

Points

Emeka Smith (1989-93).....	1,978
Earl Keith (1974-79).....	1,793
Keith Martin (1979-83).....	1,733
Bryan Dougher (2008-present)	1,597
D.J. Munir (2000-04).....	1,590
Ron Duckett (1992-96).....	1,551
Wayne Wright (1975-79).....	1,477
Larry Tillery (1975-79).....	1,372
Mitchell Beauford (2003-08).....	1,359
Mel Walker (1976-80).....	1,226
Ricky Wardally (1989-93).....	1,175
Steve Hayn (1988-91).....	1,157
Yves Simon (1987-91).....	1,156
Scott Walker (1984-88).....	1,131
Frank Prantil (1983-87).....	1,131
Dave Burda (1983-86).....	1,100
Mike Popoko (2003-07).....	1,048
Greg "Magic" Angrum (1980-84).....	1,031
Joe Grandolfo (1977-81).....	1,006
Larry Gibson (1994-98).....	1,002
Bill Myrick (1969-72).....	1,002

Field Goals Made

Earl Keith (1974-79).....	778
Keith Martin (1979-83).....	737
Wayne Wright (1975-79).....	635
Emeka Smith (1989-93).....	595
Larry Tillery (1975-79).....	565
D.J. Munir (2000-04).....	533
Bryan Dougher (2008-present)	510
Ron Duckett (1992-96).....	502
Mitchell Beauford (2003-08).....	478
Rick Wardally (1989-93).....	473

Steals

Yves Simon (1987-91).....	195
Emeka Smith (1989-93).....	194
Mitchell Beauford (2004-08).....	170
Tommy Brenton (2008-present)	163
Scott Walker (1985-88).....	158
Larry Gibson (1994-98).....	133
Kurt Abrams (1983-84, 1985-87).....	131

FREE THROWS IN CRUNCH TIME

Stony Brook is a 69% free throw shooting team, but the Seawolves are even better late in games. With less than two minutes left in the second half and in overtime, the Seawolves are shooting 76% from the charity stripe. Below is a breakdown of individual players:

Player	FTM	FTA	Pct.	Season Pct.
Ron Bracey	2	2	1.000	.400
Danny Carter	2	2	1.000	1.000
Eric McAlister	2	2	1.000	.900
Anthony Jackson	17	18	.944	.810
Bryan Dougher	24	27	.889	.787
Marcus Rouse	9	10	.900	.783
Tommy Brenton	25	35	.714	.631
Dave Coley	20	30	.667	.742
Dallis Joyner	6	11	.545	.565
Al Rapier	3	6	.500	.667
Leonard Hayes	1	2	.500	.750
Ben Resner	0	1	.000	.667
Total	111	146	.760	.691



2011-12 Standings (through America East Champ.)

Team	-----America East-----				-----Overall-----					
	Record	Pct.	Home	Away	Record	Pct.	Home	Away	Neutral	Streak
Stony Brook	14-2	.875	8-0	6-2	22-9	.710	13-1	7-7	2-1	L1
Vermont	13-3	.813	8-0	5-3	23-11	.676	10-4	10-6	3-1	W4
Boston University	12-4	.750	6-2	6-2	16-16	.500	7-5	8-10	1-1	L1
Albany	9-7	.563	5-3	4-4	19-14	.576	10-3	6-10	3-1	L1
New Hampshire	7-9	.438	4-4	3-5	13-16	.448	9-6	4-9	0-1	L1
Hartford	7-9	.438	4-4	3-5	9-22	.290	5-9	4-12	0-1	L1
Maine	6-10	.375	3-5	3-5	12-17	.414	7-6	5-10	0-1	L2
UMBC	3-12	.200	1-7	2-5	4-25	.138	1-11	3-13	0-1	L3
Binghamton	1-15	.063	1-7	0-8	2-29	.065	1-13	0-15	1-1	L1

Stony Brook vs. Seton Hall By the Numbers

Stony Brook	Category	Seton Hall
22-9	Overall Record	20-12
66.6	Points/Game	68.6
59.0	Points Allowed/Game	63.5
.428	Field Goal Percentage	.437
.417	Field Goal Percentage Defense	.412
.333	Three-Point Field Goal Percentage	.359
.349	Three-Point Field Goal Percentage Defense	.306
.691	Free Throw Percentage	.670
37.4	Rebounds/Game	35.5
11.0	Assists/Game	14.1
12.2	Turnovers/Game	12.6
1.6	Blocked Shots/Game	3.1

2011-12 STONY BROOK BASKETBALL

**TWO-TIME AMERICA EAST REGULAR SEASON CHAMPIONS
(2010, 2012)**

STONY BROOK RECORDS (DIV. I ONLY)

Points

Bryan Dougher (2008-present).....	1,597
D.J. Munir (2000-04).....	1,590
Mitchell Beauford (2003-08).....	1,359
Mike Popoko (2003-07).....	1,048
Muhammad El-Amin (2008-10).....	971
Bobby Santiago (2002-06).....	930
Jarius McCollum (2000-05).....	907
Dallis Joyner (2008-present).....	889
Cori Spencer (2002-05).....	875
Ricky Lucas (2006-08).....	836

Rebounds

Tommy Brenton (2008-present).....	823
Dallis Joyner (2008-present).....	722
Jarius McCollum (2000-05).....	475
Mike Popoko (2003-07).....	453
Cori Spencer (2002-05).....	442
Mike Orfini (2001-05).....	441
Mitchell Beauford (2003-08).....	345
Mike Konopka (2000-04).....	334
Emanuel Neto (2006-08).....	326
Demetrius Young (2007-09).....	322

Assists

D.J. Munir (2000-04).....	372
Bobby Santiago (2002-06).....	330
Mitchell Beauford (2003-08).....	257
Tommy Brenton (2008-present).....	240
Bryan Dougher (2008-present).....	231
Chris Martin (2007-11).....	154
Eddie Castellanos (2006-10).....	133
Jarius McCollum (2000-05).....	126
Josh Little (1999-01).....	122
Sreve Pratta (1999-00).....	108

Blocks

Dallis Joyner (2008-present).....	82
Mike Popoko (2003-07).....	63
Emanuel Neto (2006-08).....	55
Jon Paul Kobryn (2001-05).....	51
Leon Brisport (2000-01).....	41
Tommy Brenton (2008-present).....	40
J.B. Bennett (2001-04).....	40
Jarius McCollum (2000-05).....	33
Mike Konopka (2000-04).....	26
Anthony Mayo (2010-present).....	26

FACTS ABOUT STONY BROOK

- Stony Brook was founded in 1957 as a college for the preparation of secondary school teachers of mathematics and science; the school's first campus was located in Oyster Bay, N.Y., on the grounds of a former Gold Coast estate.

- In 1962, a new campus was built in Stony Brook, on land donated by local philanthropist Ward Melville. Part of the State University of New York system, Stony Brook now encompasses 123 buildings on 1,100 acres. Stony Brook is the flagship of four research institutions in the SUNY system, including Albany, Buffalo and Binghamton.

- Dr. Samuel L. Stanley, Jr., M.D. was named the fifth president of Stony Brook University on July 1, 2009. Dr. Stanley received a Bachelor of Arts degree with honors in Biology from the University of Chicago and his doctorate from the Harvard Medical School. Prior to coming to Stony Brook, Dr. Stanley served as vice chancellor for research at Washington University in St. Louis.

- Among science universities, Stony Brook ranks in the top 100 in the world, top 25 in North America and top 10 among public universities.

- Stony Brook is a member of the prestigious Association of American Universities, the invitation-only organization of the best research universities in the country.

- U.S. News & World Report recognized the School of Medicine as one of the top 50 primary care programs in the nation.

- Stony Brook University Hospital has been ranked one of the 100 Best Hospitals and one of the 15 Best Major Teaching Hospitals in the nation.

STONY BROOK QUICK FACTS

Location: Stony Brook, N.Y.
Founded: 1957
Enrollment: 23,997
Nickname: Seawolves
Colors: Red, Blue & Gray
Home Court: Pritchard Gym
Capacity: 1,630
Affiliation: NCAA Div. I
Conference: America East
President: Dr. Samuel L. Stanley
Athletics Director: Jim Fiore
SID: Thomas Chen
2010-11 Record: 15-17
2010-11 AE Record: 8-8
First Year of Basketball: 1960-61
First Year of Div. I Basketball: 1999-2000
All-Time Record: 665-633 (.512)
All-Time Div. I Record: 159-225 (.414)
NCAA Appearances: None
NIT Appearances: 1 (2010)

2012 America East Championship

First Round - Thursday, March 1

Game 1: No. 9 Binghamton 73, No. 8 UMBC 67 (OT)

Quarterfinals - Saturday, March 3

Game 2: No. 1 Stony Brook 78, No. 9 Binghamton 69

Game 3: No. 4 Albany 63, No. 5 New Hampshire 45

Game 4: No. 2 Vermont 50, No. 7 Maine 40

Game 5: No. 6 Hartford 53, No. 3 Boston University 49

Semifinals - Sunday, March 4

Game 6: No. 1 Stony Brook 57, No. 4 Albany 55 **ESPN3**

Game 7: No. 2 Vermont 77, No. 6 Hartford 73 (2OT) **ESPN3**

Final - Saturday, March 10

Game 8: No. 2 Vermont 51, No. 1 Stony Brook, 43 **ESPN2**

2011-12 STONY BROOK BASKETBALL

**TWO-TIME AMERICA EAST REGULAR SEASON CHAMPIONS
(2010, 2012)**

COLLEGEINSIDER.COM MID-MAJOR TOP 25 POLL (FEB. 27)

1. Murray State (21).....	28-1, Previous 1
2. Wichita State (9).....	26-4, Previous 2
3. Creighton.....	25-5, Previous 3
4. Gonzaga.....	23-5, Previous 4
5. Long Beach State.....	21-7, Previous 6
6. St. Mary's.....	25-5, Previous 8
7. Drexel.....	25-5, Previous 9
8. Middle Tennessee State.....	25-5, Previous 5
9. Iona.....	24-6, Previous 10
10. Harvard.....	24-4, Previous 7
11. Oral Roberts (1).....	26-5, Previous 11
12. VCU.....	25-6, Previous 14
13. Weber State.....	23-4, Previous 15
14. BYU.....	24-7, Previous 13
15. Belmont.....	24-7, Previous 16
16. George Mason.....	23-8, Previous 12
17. Davidson.....	22-7, Previous 17
18. Montana.....	22-6, Previous 18
19. UT-Arlington.....	22-6, Previous 19
20. Valparaiso.....	21-10, Previous 24
21. South Dakota State.....	24-7, Previous 23
22. Ohio.....	23-6, Previous NR
23. Akron.....	20-9, Previous 22
24. Long Island.....	22-8, Previous 20
25. Wagner.....	24-5, Previous 21

OTHERS RECEIVING VOTES: Cleveland State 43, Penn 43, Denver 35, Bucknell 25, Detroit 21, Tennessee State 19, Loyola Marymount 10, Northern Iowa 10, USC Upstate 10, Loyola MD 9, Lehigh 5, Savannah State 5, Kent State 4, Mississippi Valley 4, Buffalo 3, Mercer 3, Georgia State 2, Old Dominion 2, UNC-Ashville 2, Utah Valley State 2, Oakland 1, **Stony Brook 1**, UC-Santa Barbara 1.

STONY BROOK IN THE RANKINGS

Preseason: Receiving votes
 Nov. 14: Receiving Votes
 Nov. 21: Receiving Votes
 Nov. 28: Unranked
 Dec. 5: Unranked
 Dec. 12: Unranked
 Dec. 19: Unranked
 Dec. 26: Unranked
 Jan. 2: Unranked
 Jan. 9: Unranked
 Jan. 16: Unranked
 Jan. 23: Unranked
 Jan. 30: Receiving Votes
 Feb. 6: Receiving Votes
 Feb. 13: Receiving Votes
 Feb. 20: Receiving Votes
 Feb. 27: Receiving Votes

STONY BROOK SUPERLATIVES

Double-Digit Scoring Games

Player	11-12	Career	Current Streak
Bryan Dougher	24	90	-
Tommy Brenton	12	31	-
Dallis Joyner	13	29	-
Dave Coley	14	19	3
Marcus Rouse	4	16	-
Al Rapier	9	14	1
Anthony Jackson	7	12	-
Leonard Hayes	2	12	-
Danny Carter	0	10	-
Ron Bracey	3	3	-
Eric McAlister	0	2	-
Anthony Mayo	0	1	-

20-Point Scoring Games

Player	11-12	Career
Bryan Dougher	3	17
Dave Coley	2	2
Leonard Hayes	0	2
Danny Carter	0	1
Dallis Joyner	0	1

30-Point Scoring Games

Player	11-12	Career
Bryan Dougher	0	1

10-Rebound Games

Player	11-12	Career
Tommy Brenton	7	36
Dallis Joyner	4	19
Al Rapier	1	3
Danny Carter	0	1

Double-Doubles

Player	11-12	Career
Tommy Brenton	5	17
Dallis Joyner	2	4
Al Rapier	1	2
Danny Carter	0	1

2011-12 STONY BROOK BASKETBALL

**TWO-TIME AMERICA EAST REGULAR SEASON CHAMPIONS
(2010, 2012)**

Stony Brook's America East Tournament History (9-11)

Date	Round	Result	Venue	Location
March 10, 2012	Final	(2) Vermont 51, (1) Stony Brook 43	Stony Brook Arena	Stony Brook, N.Y.
March 4, 2012	Semifinals	(1) Stony Brook 57, (4) Albany 55	Chase Arena	West Hartford, Conn.
March 3, 2012	Quarterfinals	(1) Stony Brook 78, (9) Binghamton 69	Chase Arena	West Hartford, Conn.
March 12, 2011	Final	(2) Boston University 56, (5) Stony Brook 54	Agganis Arena	Boston, Mass.
March 6, 2011	Semifinals	(5) Stony Brook 69, (1) Vermont 47	Chase Arena	West Hartford, Conn.
March 5, 2011	Quarterfinals	(5) Stony Brook 67, (4) Albany 61	Chase Arena	West Hartford, Conn.
March 7, 2010	Semifinals	(4) Boston University 70, (1) Stony Brook 63	Chase Arena	West Hartford, Conn.
March 6, 2010	Quarterfinals	(1) Stony Brook 68, (8) Albany 59	Chase Arena	West Hartford, Conn.
March 7, 2009	Quarterfinals	(4) New Hampshire 76, (5) Stony Brook 73	SEFCU Arena	Albany, N.Y.
March 8, 2008	Quarterfinals	(1) UMBC 76, (8) Stony Brook 60	Events Center	Vestal, N.Y.
March 7, 2008	First Round	(8) Stony Brook 73, (9) Maine 65	Events Center	Vestal, N.Y.
March 2, 2007	First Round	(8) Hartford 49, (9) Stony Brook 47	Agganis Arena	Boston, Mass.
March 3, 2006	First Round	(8) UMBC 88, (9) Stony Brook 75	Events Center	Vestal, N.Y.
March 5, 2005	Quarterfinals	(2) Northeastern 90, (7) Stony Brook 79	Events Center	Vestal, N.Y.
March 4, 2005	First Round	(7) Stony Brook 66, (10) Hartford 46	Events Center	Vestal, N.Y.
March 7, 2004	Semifinals	(4) Maine 78, (8) Stony Brook 54	Walter Brown Arena	Boston, Mass.
March 6, 2004	Quarterfinals	(8) Stony Brook 62, (1) Boston University 58	Walter Brown Arena	Boston, Mass.
March 5, 2004	First Round	(8) Stony Brook 65, (9) UMBC 59	Walter Brown Arena	Boston, Mass.
March 9, 2003	Quarterfinals	(3) Hartford 59, (6) Stony Brook 47	Walter Brown Arena	Boston, Mass.
March 3, 2002	Quarterfinals	(1) Vermont 74, (8) Stony Brook 59	Matthews Arena	Boston, Mass.

Stony Brook's NIT History (0-1)

Date	Round	Result	Venue	Location
March 17, 2010	First Round	(1) Illinois 76, (8) Stony Brook 66	Stony Brook Arena	Stony Brook, N.Y.

Stony Brook's America East Championship Single-Game Records

Most Points:

23.....Muhammad El-Amin vs. New Hampshire, 2009

Most Rebounds:

16.....Tommy Brenton vs. Albany, 2010

Most Field Goals Made:

9.....Mike Popoko vs. Northeastern, 2005

Most 3-Pointers Made:

6.....Leonard Hayes vs. Vermont, 2011

Most Free Throws Made:

12.....Chris Martin vs. Albany, 2010

Most Assists:

7.....Mitchell Beauford vs. UMBC, 2006

Most Steals:

5.....Tommy Brenton vs. Binghamton, 2012

Most Career Tournament Points:

107.....Bryan Dougher

Most Career Tournament Games Played:

9.....Bryan Dougher, Dallis Joyner

Stony Brook's America East Championship Single-Tourney Records

Most Points:

45.....Leonard Hayes, 2011

Most Rebounds:

27.....Tommy Brenton, 2012

Most Field Goals Made:

15.....Leonard Hayes, 2011

Most 3-Pointers Made:

12.....Leonard Hayes, 2011

Most Free Throws Made:

16.....Chris Martin, 2011

Most Assists:

11.....Tommy Brenton, 2012

.....Chris Martin, 2011

Most Steals:

9.....Tommy Brenton, 2012

2011-12 STONY BROOK BASKETBALL

TWO-TIME AMERICA EAST REGULAR SEASON CHAMPIONS
(2010, 2012)

A trip of a Lifetime

Stony Brook visits Europe over the summer



The Stony Brook men's basketball team had a summer like no other, getting the opportunity to tour through three historic European cities across 11 days while playing five basketball games. The first stop was Dublin, Ireland, where the team was introduced to a rich Irish culture. The second stop was London, England, one of the largest cities in the world, where the team saw some of the greatest and oldest architecture in the world, including Parliament and Buckingham Palace. The Seawolves finished the trip with a stop in Paris, France, where their sightseeing included a stop at the Louvre and included the need for a French phrase book.

Stony Brook did play some basketball, going up against five semi-professional teams and winning four of those games. The trip provided the team the opportunity to create chemistry both on and off the court. For all of the players except

for Danny Carter (a native of Windsor, England), this was the first time any of them had ever left the country and they made the most of it.

To re-live the trip, please visit the team's official trip blog, sponsored by Newsday.com, at Newsday.com/sbu or check out the team's trip Twitter page @SBU_MBB_Europe.

2011 European Tour Results

Aug. 13 at Killester (Dublin)	100-75 W
Aug. 14 at UCD Marian (Dublin)	76-65 W
Aug. 17 at Midnight Madness (London)	75-79 L
Aug. 18 at MK Lions (London)	84-60 W
Aug. 20 at Charenton (Paris)	74-61 W

Leading Scorer: Ron Bracey (11.6 PPG)

Leading Rebounder: Tommy Brenton (7.6 RPG)

Leading Passer: Brenton & Bryan Dougher (4.8 APG)

The Stony Brook men's basketball team at the Howth cliffs overlooking the Irish Sea.



2011-12 STONY BROOK BASKETBALL

**TWO-TIME AMERICA EAST REGULAR SEASON CHAMPIONS
(2010, 2012)**

2011-12 Stony Brook Men's Basketball Roster

No.	Name	Cl.	Pos.	Ht.	Wt.	Hometown	High School (Previous College)
1	Ron Bracey	Jr.	G/F	6-5	220	Cincinnati, Ohio	Withrow (Kellogg Community College)
2	Danny Carter	Sr.	F	6-9	235	Windsor, England	Reading Rockets
4	Anthony Jackson	So.	G	6-0	180	Columbus, Ohio	Gahanna Lincoln
5	Dave Coley	So.	G	6-2	190	Brooklyn, N.Y.	Thomas Jefferson
10	Bryan Dougher	Sr.	G	6-1	195	Scotch Plains, N.J.	Scotch Plains-Fanwood
11	Ben Resner	Jr.	G	6-2	190	Centerport, N.Y.	Harborfields (Quinnipiac)
12	Marcus Rouse	Jr.	G	6-0	180	Upper Marlboro, Md.	DeMatha
15	Leonard Hayes	Jr.	G	6-4	190	Voorhees, N.J.	Lawrenceville Prep
21	Al Rapier	Sr.	F	6-8	230	Chicago, Ill.	Perspectives Charter Academy (Mineral Area College)
22	Eric McAlister	So.	F	6-8	215	Hightstown, N.J.	Hightstown/APEX Academy
23	Dallis Joyner	Sr.	F	6-7	275	Norfolk, Va.	Granby
24	Tommy Brenton	Jr.	G/F	6-5	220	Columbia, Md.	River Hill/Hargrave Military Academy
32	Anthony Mayo	So.	F	6-9	235	Philadelphia, Pa.	Roman Catholic
35	Scott King	Fr.	F	6-8	200	Derry, N.H.	Holderness

Captains: Tommy Brenton, Bryan Dougher, Dallis Joyner

Head Coach: Steve Pikiell (Connecticut '90), seventh season

Associate Head Coach: Jay Young (Marist '86)

Assistant Coach: Lamar Chapman (Lane '93)

Assistant Coach: Dan Rickard (Stony Brook '04)

Director of Basketball Operations: Ricky Lucas (Stony Brook '08)

Athletic Trainer: Brandon Mitchell (Boston University '07)

Pronunciation Guide

#5 - co-LEE

#10 - DUE-err

#12 - (rhymes with house)

#21 - RAPE-ee-er

HC - (rhymes with Michael)

AC - ri-CARD

ELIGIBILITY

Seniors (4)

Danny Carter, F

Bryan Dougher, G

Dallis Joyner, F

Al Rapier, F

Juniors (5)

Ron Bracey, F

Tommy Brenton, G/F

Leonard Hayes, G

Ben Resner, G

Marcus Rouse, G

Sophomores (4)

Dave Coley, G

Anthony Jackson, G

Anthony Mayo, F

Eric McAlister, F

Freshmen (1)

Scott King, F

ALPHABETICAL

Ron Bracey, F

Tommy Brenton, G/F

Danny Carter, F

Dave Coley, G

Bryan Dougher, G

Leonard Hayes, G

Anthony Jackson, G

Dallis Joyner, F

Scott King, F

Anthony Mayo, F

Eric McAlister, F

Al Rapier, F

Ben Resner, G

Marcus Rouse, G



HEAD COACH STEVE PIKIELL



**Two-time America East Coach of the Year (2012 & 2010)
2009-10 Metropolitan Writers Coach of the Year
2010 Times Village Herald Man of the Year in Sports**

Seventh Season at Stony Brook (95-117, .448)
Alma Mater: Connecticut '90

Steve Pikiell is in his seventh season at the helm of the Stony Brook men's basketball program, and he has truly built it from the ground up. Taking over a team with no Division I success, Pikiell has made Stony Brook a force in America East, compiling the third-best record in the conference since 2008, winning the 2010 America East regular season championship and reaching the 2011 America East Championship final. Now, with 12 returning letterwinners, including four starters, Pikiell has an experienced and talented group of student-athletes destined to make a run at the 2011-12 conference championship and automatic bid into the NCAA Tournament.

Although Pikiell won 22 games in 2009-10, he perhaps did his best coaching work during the 2010-11 season with a team that had come into the season with high expectations. The team was picked to finish second in America East and had returned four starters. However, injuries seemingly derailed their hopes. All-Conference forward Tommy Brenton was lost for the season with a knee injury, and the Seawolves racked up 55 player games missed throughout the season. However, Pikiell's squad persevered to win at least eight league games for the third consecutive season and powered past Albany and Vermont to reach the finals of the America East Championship for the first time in program history.

Pikiell had one of the youngest teams in America East during 2010-11, playing just one senior and giving regular time to four freshmen. His team made great strides as the season went on. Senior Chris Martin was named to the America East Championship All-Tournament team with his inspired play in helping the Seawolves reach the title game. Bryan Dougher became the program's all-time leader in three-pointers made and was named second-team All-America East for the second consecutive season. Leonard Hayes went from no playing time to a starter as he established himself as a three-point threat. Dallis Joyner was a force in the paint, leading America East in offensive rebounding. Freshmen Dave Coley, Anthony Jackson, Anthony Mayo and Eric McAlister all showed flashes of talent that signal the team's bright future ahead of it.

Pikiell has often preached defense, and the 2010-11 Seawolves provided plenty of it. The team ranked in the top 10 in the nation in field goal defense, holding teams to only 39 percent shooting. SBU was also in the top 25 in scoring defense and three-point field goal defense and led America East in all three categories. Pikiell's commitment to elevating Stony Brook men's basketball's profile was rewarded with a contract extension that will keep him at Stony Brook through the 2015-16 season.

Pikiell's team was coming off a glamorous 2009-10 season, in which he guided the Seawolves to their best season in their 11-year Division I history. He led SBU to its first America East regular season title as well as a berth in the National Invitation Tournament, the program's first postseason appearance since moving to Division I.

THE STEVE PIKIELL FILE

Head Coach

Stony Brook (2005-present)

Interim Head Coach

Wesleyan (1995-96)

Assistant Coach

George Washington (2001-05)

Central Connecticut State (1997-01)

Yale (1992-95)

Connecticut (1991-92)

Stony Brook set Division I program records for overall wins (22) and conference wins (13), and Pikiell became the first coach in school history to be named America East Coach of the Year. Pikiell was also recognized as the All-Met Writers Coach of the Year, the Sporting News America Coach of the Year and the Times Village Herald 2010 Man of the Year.

Pikiell's squad was rewarded for an outstanding season with a slew of postseason awards. Muhammad El-Amin became the first player in program history to be named America East Conference Player of the Year as he scored a Division I school record 517 points.

Named the 2010 America East Player of the Year by Sporting News as well, El-Amin finished his splendid two-year Stony Brook career just 29 points shy of 1,000. The 6-5 guard also earned Associated Press Honorable Mention All-America honors, was named to the NABC District I second team and was selected to the 2010 All-Met first team, all program firsts.

In addition, Bryan Dougher and Tommy Brenton each earned a spot on the All-America East Conference second team. Dougher ranked 10th in the America East in scoring (13.8 points per game) and set a school record with 95 three-pointers. Brenton led the America East in rebounding (9.7) for the second straight year and broke his own Division I program record for rebounds in a season with 311.

Stony Brook also continued to excel off the court under Pikiell as Andrew Goba was selected to 2010 America East All-Academic squad and became the first player in program history to be named the America East Scholar Athlete in men's basketball.

In fact, Pikiell has engineered a complete academic turnaround for Stony Brook men's basketball. In the year prior to his start, 2004-05, the team had a rolling APR (four-year) of 880 and a season APR of 804, one of the lowest in the country. In 2009-10, Stony Brook had a rolling APR of 951 and a perfect 1000 for the season, signaling the quality of student-athletes Pikiell has brought in and mentored.

The Seawolves finished 16-14 overall and 8-8 in the America East Conference in 2008-09, tying for fourth place in the final regular season conference standings. Stony Brook's improvement garnered national

attention as Pikiell was named America East Coach of the Year by Col-legeInsider.com

Pikiell was named the 10th head coach in Stony Brook men's basketball history on April 13, 2005, coming to the Seawolves with the reputation of being one of the rising stars in the collegiate coaching profession. Known as one of the top assistants for his understanding and ability to teach the game, Pikiell clearly demonstrated that he knew how to build a winner. In his two previous stops, Pikiell has been instrumental in seeing programs win conference championships.

Before arriving at Stony Brook, Pikiell helped orchestrate the rebirth of the George Washington basketball program under head coach Karl Hobbs. In 2004-05, the Colonials recorded 22 wins, the most since the 1997-98 season and the second most in 50 years, en route to their first-ever Atlantic-10 title and automatic bid to the NCAA Tournament. The 14 conference victories were the most in GW's Atlantic-10 Conference history, signaling a complete turnaround for a team that finished last in the Atlantic-10 in 2001.

The remarkable resurgence was punctuated with the Colonials appearance in the Associated Press and ESPN/USA Today Top 25 national polls in 2004-05. At GW, Pikiell landed two Top 25 national recruiting classes and brought four Top 100 players to the program. Two of Pikiell's recruits, Mike Hall and Pops Mensah-Bonsu, declared for the NBA Draft in June 2005.

Pikiell joined the GW staff in 2001 and in his third season under Karl Hobbs, the Colonials posted an 18-12 mark, a second-place finish in the Atlantic-10 West Division and earned a bid to the National Invitation Tournament. The second-place finish marked the best showing for the program in the previous five years.

Pikiell's responsibilities at GW included recruiting, game and practice preparation, scheduling of games, and assisting Hobbs with day-to-day operations.

Prior to GW, he served as an assistant coach at Central Connecticut State University (1997-01) which, prior to his arrival, had never posted a winning season at the Division I level. During his tenure at CCSU, the Blue Devils notched an 81-63 (.563) record, including a 25-6 mark in 1999-2000 and a bid to the 2000 NCAA tournament.

It marked the school's first appearance in the NCAA Tournament. He was part of a staff at CCSU that recorded three straight winning seasons including the 25-6 campaign which set a new Northeast Conference record for victories in a single season.

He was also instrumental in recruiting three players who won Northeast Conference Player of the Year awards in 2000, 2001 and 2004 including CCSU's first-ever NBA draft pick, Corsley Edwards. Seven of his recruits went on to earn all-conference recognition and he helped the 1999-00 team earn the highest G.P.A. in the school's Division I history.

A 1990 graduate of the University of Connecticut, Pikiell was a point guard, two-year captain and four-year letterwinner for the Huskies from 1987-91. UConn won its first Big East title and advanced to the Elite Eight and Sweet 16 during the two years that Pikiell captained the Huskies. He

played in 106 career games and averaged 8.2 points a game as a freshman. In 1991, Pikiell was given the UConn Club Senior Athlete Award for outstanding contributions to UConn athletics. He graduated from Connecticut with a bachelor's degree in finance.

After graduation, he stayed on as an assistant coach at Connecticut under head coach Jim Calhoun in 1991-92. After one season with the New Haven Skyhawks of the USBL (1992) Pikiell spent three years as an assistant at Yale (1992-95). He then moved on to take over as interim head coach at Wesleyan, a Division III school in Middletown, Conn. for one year. Then, his former coach and colleague Howie Dickerman became the head coach at Central Connecticut State University and hired Pikiell as an assistant coach.

Pikiell enjoyed a storied career at St. Paul's High School in Bristol, Conn. The three-time all-state selection had his former No. 21 jersey retired after a career in which he ranks among the all-time leaders in points scored, assists and steals. He was inducted into Bristol's Hall of Fame in 2006.

Pikiell is one of nine children and has been an instructor at several summer basketball camps, including his own camp from 1991-99 in Cheshire, Conn. Pikiell and his wife, Kate, have four children: Brooke Elizabeth, 11, John Patrick, 9, Olivia Kathryn, 7, and Kevin Thomas, 5.

Pikiell vs. Opponents...

Air Force	1-0
Albany.....	9-8
American	0-2
Binghamton	6-9
Boston College	0-2
Boston University.....	5-11
Colgate	4-0
Columbia	4-3
Connecticut.....	0-3
Cornell	1-3
Dartmouth.....	3-1
Eastern Illinois	0-1
Fairleigh Dickinson	3-1
Fordham	0-1
George Washington.....	0-1
Hartford.....	8-7
Hofstra	1-3
Holy Cross	2-0
Illinois.....	0-1
Indiana.....	0-1
Kentucky.....	0-1
Lafayette.....	0-2
Lehigh.....	2-3
Maine.....	8-7
Manhattan.....	0-1
Maryland Eastern Shore.....	2-2
Monmouth.....	1-0
Mount Ida.....	3-0
Mount St. Mary College.....	1-0
Navy	0-1
New Hampshire	6-9
NJIT	4-0
Northeastern	1-0
Northwestern	0-1
Notre Dame	0-2
Penn State	1-0
Rhode Island	0-1
Rider	1-0
Rutgers.....	0-1
Sacred Heart	0-3
St. John's.....	0-2
St. Peter's.....	1-1
UMBC.....	10-6
Vermont	6-10
Villanova	0-3
Wagner	1-3
Total	95-117 (.448)

Steve Pikiell Year-By-Year

Year	Team	Overall	Pct.	Conf. (Finish)	Pct.	Postseason
1995-96	Wesleyan	5-18	.217	----	----	None
2005-06	Stony Brook	4-24	.143	2-14 (9th)	.125	AE First Round
2006-07	Stony Brook	9-20	.310	4-12 (9th)	.250	AE First Round
2007-08	Stony Brook	7-23	.233	3-13 (T-8th)	.188	AE Quarters
2008-09	Stony Brook	16-14	.533	8-8 (T-4th)	.500	AE Quarters
2009-10	Stony Brook	22-10	.688	13-3 (1st)	.813	AE Semis/NIT First Round
2010-11	Stony Brook	15-17	.469	8-8 (5th)	.500	AE Final
2011-12	Stony Brook	22-9	.710	14-2 (1st)	.875	AE Final/NIT Automatic Bid
Total	Eight Seasons	100-135	.426	52-60	.464	



RON BRACEY

#1



Junior Forward • 6-5 • 220 lbs
Cincinnati, Ohio • Withrow/Kellogg CC

- Reached double figure points three times in limited action
- JUCO transfer from Kellogg Community College (Battle Creek, Mich.)
- Led Stony Brook in scoring in European trip (11.6 PPG)
- Excellent offensive player both in the paint and on the perimeter
- Averaged 21.7 PPG and 7.8 RPG in two seasons at Kellogg
- Named an NJCAA All-American in 2010-11

Career Highs

Points: 16, two times last vs. Cornell, 12/28/11
 Rebounds: 8 vs. Cornell, 12/28/11
 Assists: 2 vs. Fairleigh Dickinson, 12/7/11
 Steals: 1, two times last at Northwestern, 11/25/11
 Blocks: 1 at Indiana, 11/11/11
 FG: 7 vs. Mount Ida, 11/13/11
 FGA: 14 vs. Cornell, 12/28/11
 3FG: 2, four times last vs. Cornell, 12/28/11
 3FGA: 6 vs. Cornell, 12/28/11
 FT: 2 vs. Cornell, 12/28/11
 FTA: 4 vs. Cornell, 12/28/11
 Minutes: 22 vs. Cornell, 12/28/11

Opponent	Min	fg-fga	pct.	3fg-a	pct.	ft-fta	pct.	off	def	tot	pf	ast	t/o	blk	stl	pts
11/11 at Indiana	21	2-6	.333	1-4	.250	0-1	.000	4	1	5	1	0	2	1	0	5
11/13 vs. Mount Ida	17	7-13	.538	2-5	.400	0-0	.000	3	4	7	3	0	4	0	0	16
11/15 at Sacred Heart	9	0-0	.000	0-0	.000	0-0	.000	0	0	0	0	0	1	0	1	0
11/22 vs. Columbia	18	3-6	.500	2-4	.500	0-0	.000	2	1	3	0	0	1	0	0	8
11/25 at Northwestern	7	0-3	.000	0-2	.000	0-0	.000	0	0	0	0	0	0	0	1	0
12/3 at Eastern Illinois	8	0-0	.000	0-0	.000	0-0	.000	1	0	1	1	1	2	0	0	0
12/7 vs. F. Dickinson	20	4-7	.571	2-3	.667	0-0	.000	3	1	4	0	2	3	0	0	10
12/11 at Boston College	19	1-4	.250	0-3	.000	0-0	.000	1	1	2	0	0	0	0	1	2
12/17 vs. Rutgers	4	0-0	.000	0-0	.000	0-0	.000	0	0	0	0	0	0	0	0	0
12/28 vs. Cornell	22	6-14	.429	2-6	.333	2-4	.500	3	5	8	0	1	0	0	0	16
12/30 vs. Rider	6	0-3	.000	0-2	.000	0-0	.000	1	1	2	0	0	0	0	0	0
1/2 vs. Vermont	5	0-1	.000	0-0	.000	0-0	.000	0	0	0	0	0	0	0	0	0
1/5 at Binghamton	5	1-2	.500	0-1	.000	0-0	.000	0	1	1	0	0	0	0	0	2
1/8 vs. Albany	DNP															
1/11 at UMBC	10	1-4	.250	0-2	.000	0-0	.000	0	3	3	3	0	2	0	0	2
1/14 at Boston Univ.	3	0-0	.000	0-0	.000	0-0	.000	0	1	1	0	0	0	0	0	0
1/16 vs. New Hampshire	DNP															
1/21 at Maine	8	1-2	.500	0-1	.000	0-0	.000	0	2	2	1	0	1	1	0	2
1/25 vs. Hartford	2	1-1	1.000	0-0	.000	0-0	.000	0	0	0	1	0	1	0	0	2
1/27 vs. Boston Univ.	DNP															
2/1 vs. Binghamton	DNP															
2/4 at Albany	DNP															
2/6 at New Hampshire	DNP															
2/9 vs. UMBC	2	2-2	1.000	0-0	.000	0-0	.000	0	0	0	0	0	1	0	0	4
2/12 at Vermont	DNP															
2/18 at Northeastern	3	0-2	.000	0-1	.000	0-0	.000	0	0	0	0	0	0	0	0	0
2/21 at Hartford	DNP															
2/26 vs. Maine	DNP															
3/3 vs. Binghamton	DNP															
3/4 vs. Albany	DNP															
3/10 vs. Vermont	6	1-4	.250	0-1	.000	0-0	.000	1	4	5	0	1	0	0	0	2
3/13 at Seton Hall																

Career Statistics

Year	G-GS	Min-Avg	FG-A	Pct.	3FG-A	Pct.	FT-A	Pct.	Rebounds							Pts-Avg
									O-D	Reb-Avg	PF-O	A	TO	Blk	Stl	
2011-12	20-3	195-9.8	30-74	.405	9-35	.257	2-5	.400	19-22	41-2.1	8-0	6	16	2	3	71-3.6
TOTAL	20-3	195-9.8	30-74	.405	9-35	.257	2-5	.400	19-22	41-2.1	8-0	6	16	2	3	71-3.6



TOMMY BRENTON

#24



Junior Forward • 6-5 • 220 lbs
Columbia, Md. • River Hill/Hargrave Military

- Stony Brook's top rebounder, defender and passer
- First-team All-America East and 2011-12 America East Defensive Player of the Year
- Subject of ESPN.com story on Feb. 1 - <http://es.pn/wyqTJX>
- 3rd in America East and 96th in the nation in rebounding (7.9 per game)
- 1st in America East in offensive rebounding (3.1/game)
- SBU is 22-9 all-time when he scores 10 or more points
- Has four games of at least nine points, 10 rebs and four assts this year
- Returning from injury that sidelined him in 2010-11
- Second all-time leader in rebounds at Stony Brook (1st among Div. I players)
- All-America East second team and All-Defensive team in 2009-10
- America East All-Rookie in 2008-09
- Helped lead Hargrave Military to 29-0 record, Prep School National Championship and was the top ranked prep school in the nation
- Averaged 20.9 PPG and 10.3 RPG at River Hill as a senior

Career Highs

Points: 18 vs. Holy Cross, 12/31/09
 Rebounds: 17, twice, last vs. Binghamton, 2/7/09
 Assists: 8 vs. Mount Ida, 11/13/11
 Steals: 5 vs. NJIT, 11/28/09
 Blocks: 4 vs. Maine, 1/8/09
 FG: 7 at Binghamton, 1/5/12
 FGA: 11 vs. Holy Cross, 12/31/09
 3FG: 2, three times, last at Hartford, 2/21/12
 3FGA: 3 at New Hampshire, 3/1/09
 FT: 10, three times last vs. New Hampshire, 2/6/12
 FTA: 14 vs. Cornell, 12/28/11
 Minutes: 43 at Boston University, 1/19/09

Opponent	Min	fg-fga	.pct	3fg-a	.pct	ft-fta	.pct	off	def	tot	pf	ast	t/o	blk	stl	pts
11/11 at Indiana	26	0-1	.000	0-0	.000	2-4	.500	1	4	5	2	1	3	0	0	2
11/13 vs. Mount Ida	27	5-6	.833	0-0	.000	1-5	.200	4	9	13	1	8	2	0	1	11
11/15 at Sacred Heart	32	4-7	.571	1-2	.500	1-5	.200	1	6	7	0	5	0	1	3	10
11/22 vs. Columbia	26	0-4	.000	0-1	.000	9-12	.750	2	6	8	1	2	1	0	0	9
11/25 at Northwestern	29	1-4	.250	0-1	.000	0-0	.000	4	3	7	2	1	2	0	1	2
12/3 at Eastern Illinois	28	5-9	.556	0-1	.000	1-1	1.000	5	3	8	2	5	0	0	1	11
12/7 vs. F. Dickinson	30	3-7	.429	0-0	.000	0-1	.000	0	5	5	2	2	1	0	3	6
12/11 at Boston College	27	0-3	.000	0-2	.000	0-0	.000	1	2	3	3	2	1	0	2	0
12/17 vs. Rutgers	31	3-6	.500	0-0	.000	5-6	.833	7	5	12	2	4	4	1	0	11
12/28 vs. Cornell	28	1-3	.333	0-0	.000	10-14	.714	5	3	8	4	1	2	0	3	12
12/30 vs. Rider	34	4-4	1.000	0-0	.000	1-4	.250	3	9	12	3	4	3	0	1	9
1/2 vs. Vermont	35	2-4	.500	0-0	.000	4-5	.800	2	7	9	1	4	2	0	3	8
1/5 at Binghamton	32	7-8	.875	0-0	.000	3-6	.500	5	8	13	2	3	1	0	2	17
1/8 vs. Albany	34	2-5	.400	0-0	.000	2-2	1.000	3	3	6	1	7	1	1	1	6
1/11 at UMBC	25	4-5	.800	0-0	.000	3-3	1.000	0	6	6	2	5	1	0	1	11
1/14 at Boston Univ.	32	0-2	.000	0-0	.000	0-0	.000	2	3	5	2	2	4	0	2	0
1/16 vs. New Hampshire	35	5-5	1.000	0-0	.000	3-6	.500	2	5	7	3	2	3	0	2	13
1/21 at Maine	32	3-4	.750	0-0	.000	3-5	.600	8	7	15	1	4	3	0	4	9
1/25 vs. Hartford	32	2-2	1.000	0-0	.000	0-0	.000	1	3	4	2	4	4	0	1	4
1/27 vs. Boston Univ.	29	2-6	.333	0-0	.000	5-10	.500	4	4	8	4	0	2	0	4	9
2/1 vs. Binghamton	18	2-4	.500	0-0	.000	0-0	.000	2	4	6	1	1	2	0	2	4
2/4 at Albany	27	1-5	.200	0-0	.000	3-6	.500	3	3	6	3	1	1	0	0	5
2/6 at New Hampshire	34	2-4	.500	0-0	.000	10-12	.833	4	0	4	1	2	2	0	1	14
2/9 vs. UMBC	23	1-2	.500	0-0	.000	1-2	.500	2	4	6	4	7	2	0	1	3
2/12 at Vermont	31	3-5	.600	0-0	.000	3-4	.750	3	6	9	3	1	2	0	1	9
2/18 at Northeastern	31	5-5	1.000	0-0	.000	3-4	.750	5	2	7	3	7	1	2	2	13
2/21 at Hartford	30	4-4	1.000	2-2	1.000	1-2	.500	1	11	12	0	3	3	1	0	11
2/26 vs. Maine	26	1-3	.333	0-0	.000	0-0	.000	3	4	7	3	1	4	0	1	2
3/3 vs. Binghamton	34	5-7	.714	0-1	.000	4-6	.667	4	7	11	1	3	2	1	5	14
3/4 vs. Albany	21	3-6	.500	0-0	.000	2-3	.667	7	2	9	3	4	1	0	2	8
3/10 vs. Vermont	32	1-5	.200	0-0	.000	2-2	1.000	1	6	7	3	4	1	0	2	4
3/13 at Seton Hall																

Career Statistics

Year	G-GS	Min-Avg	FG-A	Pct.	3FG-A	Pct.	FT-A	Pct.	Rebounds		PF-O	A	TO	Blk	Stl	Pts-Avg
									O-D	Reb-Avg						
2008-09	30-29	854-28.5	65-131	.496	8-20	.400	62-104	.596	72-194	266-8.9	73-2	50	40	16	53	200-6.7
2009-10	32-32	964-30.1	81-151	.536	5-26	.192	77-118	.653	96-215	311-9.7	74-2	87	49	17	59	244-7.6
2010-11	Did not play due to injury - REDSHIRT															
2011-12	31-31	911-29.4	81-145	.559	3-10	.300	82-130	.631	96-150	246-7.9	66-0	103	60	7	51	247-8.0
TOTAL	93-92	2729-29.3	227-427	.532	16-56	.286	221-352	.628	264-559	823-8.8	213-4	240	149	40	163	691-7.4



DANNY CARTER

#2



Senior Forward • 6-9 • 235 lbs
Windsor, England • Reading Rockets

- One of Stony Brook's top defenders
- Started at power forward as a junior
- Ranked third on the team in rebounds and blocks in 2010-11
- Produced first career double-double (14 points, 11 rebounds) vs. Wagner on Nov. 21, 2010
- Had a career-high 20 points against then No. 2 ranked Connecticut on Dec. 15, 2008
- Led Reading Rockets to back-to-back titles at the European Championships from 2006-07
- Averaged 22.8 points for the Rockets in 2007-08

Career Highs

Points: 20 at Connecticut, 12/15/08
 Rebounds: 11 vs. Wagner, 11/21/10
 Assists: 3, four times last vs. Binghamton, 2/1/12
 Steals: 3 at Holy Cross, 12/7/10
 Blocks: 3 vs. Maryland-Eastern Shore, 11/14/08
 FG: 8 at Connecticut, 12/15/08
 FGA: 13 at Connecticut, 12/15/08
 3FG: 3 at Columbia, 12/4/10
 3FGA: 6 at Connecticut, 12/15/08
 Minutes: 37 vs. Maine, 2/12/11

Opponent	Min	fg-fga	.pct	3fg-a	.pct	ft-fta	.pct	off	def	tot	pf	ast	t/o	blk	stl	pts
11/11 at Indiana	3	0-0	.000	0-0	.000	0-0	.000	0	0	0	1	0	0	0	0	0
11/13 vs. Mount Ida	DNP															
11/15 at Sacred Heart	14	0-2	.000	0-0	.000	0-0	.000	0	0	0	3	0	1	0	0	0
11/22 vs. Columbia	16	0-2	.000	0-0	.000	0-0	.000	2	1	3	4	0	1	0	2	0
11/25 at Northwestern	9	1-2	.500	1-2	.500	0-0	.000	0	0	0	2	0	2	0	0	3
12/3 at Eastern Illinois	3	0-0	.000	0-0	.000	0-0	.000	0	0	0	0	0	0	0	0	0
12/7 vs. F. Dickinson	21	2-3	.667	2-3	.667	0-0	.000	1	0	1	3	0	1	0	0	6
12/11 at Boston College	9	0-1	.000	0-1	.000	0-0	.000	0	1	1	0	0	0	0	0	0
12/17 vs. Rutgers	3	0-2	.000	0-0	.000	0-0	.000	1	0	1	0	0	0	0	0	0
12/28 vs. Cornell	11	0-2	.000	0-1	.000	0-0	.000	1	0	1	1	0	0	0	0	0
12/30 vs. Rider	11	1-1	1.000	0-0	.000	0-0	.000	1	1	2	1	0	1	0	0	2
1/2 vs. Vermont	10	1-2	.500	0-1	.000	0-0	.000	0	2	2	4	0	0	1	0	2
1/5 at Binghamton	14	0-2	.000	0-1	.000	0-0	.000	2	0	2	0	0	0	0	0	0
1/8 vs. Albany	14	1-2	.500	1-1	1.000	0-0	.000	1	1	2	0	0	1	1	0	3
1/11 at UMBC	15	1-2	.500	0-1	.000	0-0	.000	0	3	3	3	0	2	0	0	2
1/14 at Boston Univ.	14	0-0	.000	0-0	.000	0-0	.000	1	0	1	0	0	0	0	0	0
1/16 vs. New Hampshire	6	0-1	.000	0-1	.000	0-0	.000	0	1	1	1	0	0	0	0	0
1/21 at Maine	DNP															
1/25 vs. Hartford	8	1-2	.500	0-1	.000	0-0	.000	0	0	0	3	0	0	0	0	2
1/27 vs. Boston Univ.	15	1-3	.333	0-2	.000	0-0	.000	0	1	1	1	0	0	0	0	2
2/1 vs. Binghamton	13	2-2	1.000	2-2	1.000	0-0	.000	0	1	1	3	3	0	0	0	6
2/4 at Albany	13	0-3	.000	0-0	.000	0-0	.000	0	1	1	3	0	0	0	0	0
2/6 at New Hampshire	14	0-3	.000	0-0	.000	0-0	.000	1	3	4	0	0	0	0	0	0
2/9 vs. UMBC	12	1-4	.250	1-2	.500	0-0	.000	1	1	2	0	1	0	0	0	3
2/12 at Vermont	11	0-0	.000	0-0	.000	0-0	.000	0	1	1	3	0	0	0	0	0
2/18 at Northeastern	8	0-2	.000	0-1	.000	0-0	.000	3	0	0	0	0	0	0	1	0
2/21 at Hartford	12	1-2	.500	0-1	.000	0-0	.000	2	3	5	2	1	0	0	0	2
2/26 vs. Maine	19	1-2	.500	1-1	1.000	2-2	1.000	1	3	4	1	0	1	0	1	5
3/3 vs. Binghamton	13	1-2	.500	1-2	.500	0-0	.000	0	0	0	3	0	0	0	0	3
3/4 vs. Albany	11	0-1	.000	0-0	.000	2-2	1.000	2	1	3	0	1	0	0	0	2
3/10 vs. Vermont	7	0-0	.000	0-0	.000	0-0	.000	2	0	2	1	0	0	0	0	0
3/13 at Seton Hall																

Career Statistics

Year	G-GS	Min-Avg	FG-A	Pct.	3FG-A	Pct.	FT-A	Pct.	Rebounds		PF-O	A	TO	Blk	Stl	Pts-Avg
									O-D	Reb-Avg						
2008-09	22-0	261-11.9	26-62	.419	6-25	.240	7-10	.700	10-30	40-1.8	27-0	8	16	9	8	65-3.0
2009-10	32-2	389-12.2	31-70	.443	13-42	.310	10-14	.714	12-37	49-1.5	46-0	12	19	0	3	85-2.7
2010-11	32-28	795-24.8	63-158	.399	24-72	.333	28-45	.622	37-90	127-4.0	60-0	21	40	11	16	178-5.6
2011-12	29-1	327-11.3	15-50	.300	9-25	.360	4-4	1.000	22-25	47-1.6	43-0	6	10	2	4	43-1.5
TOTAL	115-31	1772-15.4	135-340	.397	52-164	.317	49-73	.671	81-182	263-2.3	176-0	47	85	22	31	371-3.2



DAVE COLEY

#5



Sophomore Guard • 6-2 • 190 lbs
Brooklyn, N.Y. • Thomas Jefferson

- One of Stony Brook's top defenders
- Has made a dramatic improvement to his offensive game this year
- 8-of-9 shooting at Albany on Feb. 4 is best single-game pct. in SBU's Div. I history and second-best in SBU's overall history
- Had a career-high 21 points at Boston U. on Jan. 14 and matched it at Northeastern on Feb. 18
- Led Stony Brook's 2010-11 freshmen in points, rebounds and steals
- Tenacious rebounder; has 19 career games of five or more
- Hit the game-winning basket with 1.2 seconds left to beat Holy Cross 54-53
- Can drive to the basket, spot up jumpers and shoot the three
- Averaged 16.0 PPG and 5.0 RPG at Thomas Jefferson as a senior
- Named to the *New York Post* All-Brooklyn second team

Career Highs

Points: 21, two times last at Northeastern, 2/18/12
 Rebounds: 12 at Northwestern, 11/25/11
 Assists: 5 at UMBC, 1/11/12
 Steals: 4 at Fairleigh Dickinson, 11/18/10
 FG: 8, two times last at Albany, 2/4/12
 FGA: 16, two times last vs. Vermont, 3/10/12
 3FG: 3, two times last vs. Rutgers, 12/17/11
 3FGA: 7 at Fairleigh Dickinson, 11/18/10
 FT: 8 at Northeastern, 2/18/12
 FTA: 12 vs. Binghamton, 3/3/12
 Minutes: 36 vs. Cornell, 12/28/11

Opponent	Min	fg-fga	.pct	3fg-a	.pct	ft-fta	.pct	off	def	tot	pf	ast	t/o	blk	stl	pts
11/11 at Indiana	10	0-4	.000	0-1	.000	3-4	.750	0	0	0	2	1	3	0	0	3
11/13 vs. Mount Ida	18	5-8	.625	1-3	.333	0-2	.000	3	4	7	1	3	1	0	2	11
11/15 at Sacred Heart	21	4-8	.500	0-1	.000	1-1	1.000	3	2	5	0	0	3	0	1	9
11/22 vs. Columbia	25	5-9	.556	0-0	.000	2-2	1.000	2	1	3	0	2	2	0	0	12
11/25 at Northwestern	23	1-7	.143	0-1	.000	0-0	.000	2	10	12	3	1	2	0	0	2
12/3 at Eastern Illinois	15	0-4	.000	0-1	.000	0-0	.000	0	1	1	2	0	0	0	0	0
12/7 vs. F. Dickinson	30	6-13	.462	0-3	.000	4-5	.800	0	4	4	1	2	2	0	0	16
12/11 at Boston College	26	2-9	.222	0-3	.000	4-5	.800	1	5	6	0	0	2	0	1	8
12/17 vs. Rutgers	30	5-14	.357	3-4	.750	4-4	1.000	1	0	1	3	1	2	0	1	17
12/28 vs. Cornell	36	4-8	.500	0-0	.000	2-2	1.000	0	5	5	2	2	2	0	1	10
12/30 vs. Rider	34	7-12	.583	2-4	.500	0-0	.000	2	1	3	0	2	1	0	2	16
1/2 vs. Vermont	31	6-13	.462	0-0	.000	3-6	.500	2	2	4	1	0	1	0	0	15
1/5 at Binghamton	27	5-11	.455	0-1	.000	2-2	1.000	1	1	2	0	2	3	0	0	12
1/8 vs. Albany	24	3-8	.375	0-0	.000	2-4	.500	2	1	3	3	3	1	0	1	8
1/11 at UMBC	21	4-6	.667	0-0	.000	0-0	.000	1	1	2	1	5	2	0	0	8
1/14 at Boston Univ.	31	8-16	.500	2-4	.500	3-3	1.000	1	3	4	2	2	3	1	0	21
1/16 vs. New Hampshire	30	1-4	.250	0-1	.000	2-2	1.000	1	2	3	2	2	1	0	1	4
1/21 at Maine	25	2-10	.200	0-0	.000	5-6	.833	2	3	5	3	1	3	0	1	9
1/25 vs. Hartford	24	2-5	.400	1-1	1.000	0-0	.000	0	4	4	1	0	2	0	0	5
1/27 vs. Boston Univ.	23	3-5	.600	0-0	.000	1-2	.500	2	2	4	4	2	2	0	0	7
2/1 vs. Binghamton	20	3-7	.429	2-3	.667	1-1	1.000	0	1	1	3	1	1	0	0	9
2/4 at Albany	20	8-9	.889	1-1	1.000	0-0	.000	0	4	4	5	2	3	0	1	17
2/6 at New Hampshire	27	2-7	.286	0-1	.000	5-6	.833	0	4	4	2	0	2	0	0	9
2/9 vs. UMBC	15	0-5	.000	0-1	.000	1-2	.500	0	0	0	0	0	2	0	0	1
2/12 at Vermont	26	3-7	.429	0-1	.000	3-3	1.000	2	3	5	5	0	2	0	0	9
2/18 at Northeastern	29	6-13	.462	1-3	.333	8-10	.800	0	0	0	2	1	2	0	2	21
2/21 at Hartford	21	3-4	.750	0-0	.000	2-2	1.000	0	2	2	1	0	0	0	0	8
2/26 vs. Maine	30	3-11	.273	0-0	.000	1-2	.500	0	5	5	2	2	1	0	1	7
3/3 vs. Binghamton	35	4-11	.364	0-0	.000	6-12	.500	1	5	6	0	4	0	0	0	14
3/4 vs. Albany	31	6-15	.400	0-0	.000	0-0	.000	2	5	7	2	0	3	0	0	12
3/10 vs. Vermont	33	4-16	.250	1-5	.200	1-1	1.000	2	1	3	2	0	3	0	1	10
3/13 at Seton Hall																

Career Statistics

Year	G-GS	Min-Avg	FG-A	Pct.	3FG-A	Pct.	FT-A	Pct.	Rebounds		PF-O	A	TO	Blk	Stl	Pts-Avg
									O-D	Reb-Avg						
2010-11	29-10	560-19.3	64-202	.317	16-48	.333	44-64	.688	20-74	94-3.2	47-0	22	54	1	25	188-6.5
2011-12	31-26	791-25.5	115-279	.412	14-43	.326	66-89	.742	33-82	115-3.7	55-2	41	57	1	16	310-10.0
TOTAL	60-36	1351-22.5	179-481	.372	30-91	.330	110-153	.719	53-156	209-3.5	102-2	63	111	2	41	498-8.3



BRYAN DOUGHER

#10



Senior Guard • 6-1 • 195

Scotch Plains, N.J. • Scotch Plains-Fanwood

- First-team All-America East; subject of Newsday story - <http://bit.ly/xrGTR4>
- Seawolves all-time leader and third all-time in America East in three-pointers (333)
- Stony Brook's all-time Div. I scoring leader (1,597); fourth across all divisions
- 28th in the nation in 3-pointers made (2.8/game) and 51st in 3-point Pct. (.367)
- Three-time Bob Cousy Award nominee (2010, 2011, 2012)
- 2011-12 preseason All-America East selection
- Two-time All-America East second team selection (2010, 2011)
- 2008-09 America East All-Rookie
- SBU's all-time leader in games played and started (125/125)
- 17 career 20-point games; 1 career 30-point game
- Ranked 13th in the nation in 3-point shooting (.424) in 2009-10
- All-time leading scorer in Scotch Plains-Fanwood history (1,635)
- New Jersey State Championship MVP in 2008

Career Highs

Points: 30 at Boston University, 1/2/10
 Rebounds: 8, two times, last vs. NJIT, 11/28/09
 Assists: 6 at Maine, 1/16/10
 Steals: 4, three times last vs. Vermont, 1/2/12
 FG: 10 vs. Lehigh, 12/1/10
 FGA: 21 at Boston University, 1/19/09
 3FG: 8 at Boston University, 1/2/10
 3FGA: 13, five times last vs. Rutgers, 12/17/11
 FT: 7, three times last vs. Boston Univ., 1/27/12
 FTA: 9 at NJIT, 12/2/08
 Minutes: 57 at Boston University, 1/19/09

Opponent	Min	fg-fga	.pct	3fg-a	.pct	ft-fta	.pct	off	def	tot	pf	ast	t/o	blk	stl	pts
11/11 at Indiana	29	1-8	.125	1-6	.167	1-2	.500	0	2	2	3	3	0	0	2	4
11/13 vs. Mount Ida	27	5-8	.625	4-6	.667	1-2	.500	1	1	2	1	3	0	0	4	15
11/15 at Sacred Heart	22	3-9	.333	1-5	.200	2-2	1.000	0	0	0	3	2	1	0	0	9
11/22 vs. Columbia	31	3-7	.429	1-2	.500	4-4	1.000	1	0	1	2	0	3	0	1	11
11/25 at Northwestern	31	5-14	.357	2-8	.250	0-0	.000	0	3	3	3	2	0	0	0	12
12/3 at Eastern Illinois	33	6-18	.333	4-13	.308	0-0	.000	1	0	1	2	1	1	0	1	16
12/7 vs. F. Dickinson	25	4-11	.364	4-8	.500	2-2	1.000	1	2	3	3	4	2	0	0	14
12/11 at Boston College	34	8-20	.400	5-9	.556	0-0	.000	2	0	2	1	3	1	0	0	21
12/17 vs. Rutgers	37	4-17	.235	3-13	.231	3-4	.750	2	3	5	4	2	1	0	2	14
12/28 vs. Cornell	39	5-12	.417	4-8	.500	2-2	1.000	0	3	3	1	2	6	0	2	16
12/30 vs. Rider	32	3-10	.300	2-7	.286	6-7	.857	1	1	2	2	2	0	0	1	14
1/2 vs. Vermont	33	4-9	.444	3-7	.429	3-3	1.000	0	3	3	2	1	2	1	4	14
1/5 at Binghamton	29	3-12	.250	3-10	.300	2-2	1.000	0	0	0	2	2	1	0	4	11
1/8 vs. Albany	30	7-13	.538	5-9	.556	0-0	.000	1	1	2	2	1	4	0	0	19
1/11 at UMBC	22	4-6	.667	3-3	1.000	4-4	1.000	0	4	4	0	0	2	0	2	15
1/14 at Boston Univ.	34	5-17	.294	4-11	.364	0-0	.000	1	2	3	4	1	0	0	1	14
1/16 vs. New Hampshire	31	4-15	.267	2-7	.286	0-0	.000	1	0	1	0	1	0	0	0	10
1/21 at Maine	29	3-12	.250	3-7	.429	0-2	.000	2	3	5	1	2	1	0	2	9
1/25 vs. Hartford	29	8-14	.571	5-9	.556	2-2	1.000	1	2	3	1	3	1	0	0	23
1/27 vs. Boston Univ.	34	5-9	.556	3-7	.429	7-8	.875	0	5	5	0	2	2	0	0	20
2/1 vs. Binghamton	18	5-9	.556	3-5	.600	0-1	.000	0	1	1	1	3	0	0	0	13
2/4 at Albany	29	4-8	.500	3-6	.500	3-4	.750	1	1	2	0	2	3	0	0	14
2/6 at New Hampshire	30	4-13	.308	2-9	.222	0-0	.000	0	2	2	2	1	2	0	0	10
2/9 vs. UMBC	31	5-14	.357	2-9	.222	4-4	1.000	1	4	5	2	1	0	0	1	16
2/12 at Vermont	30	2-14	.143	0-7	.000	4-6	.667	0	2	2	1	0	1	0	0	8
2/18 at Northeastern	27	2-6	.333	2-6	.333	0-0	.000	0	3	3	4	2	1	0	1	6
2/21 at Hartford	23	6-11	.545	3-7	.429	2-4	.500	0	0	0	3	0	1	0	0	17
2/26 vs. Maine	30	3-13	.231	2-8	.250	1-2	.500	0	5	5	0	0	0	0	0	9
3/3 vs. Binghamton	30	4-11	.364	1-5	.200	4-4	1.000	0	3	3	0	1	2	0	1	13
3/4 vs. Albany	34	6-15	.400	3-9	.333	0-1	.000	1	1	2	1	1	0	0	0	15
3/10 vs. Vermont	30	2-12	.167	2-8	.250	2-3	.667	0	1	1	5	1	1	0	0	8
3/13 at Seton Hall																

Career Statistics

Year	G-GS	Min-Avg	FG-A	Pct.	3FG-A	Pct.	FT-A	Pct.	Rebounds		PF-O	A	TO	Blk	Stl	Pts-Avg
									O-D	Reb-Avg						
2008-09	30-30	1057-35.2	103-308	.334	66-182	.363	63-81	.778	14-34	48-1.6	61-1	57	50	3	31	335-11.2
2009-10	32-32	1011-31.6	146-353	.414	95-224	.424	55-67	.821	28-60	88-2.8	63-0	58	42	2	31	442-13.8
2010-11	32-32	1044-32.6	128-375	.341	87-248	.351	67-77	.870	13-77	90-2.8	64-2	67	71	5	34	410-12.8
2011-12	31-31	923-29.8	133-367	.362	85-234	.363	59-75	.787	18-58	76-2.5	56-1	49	39	1	29	410-13.2
TOTAL	125-125	4035-32.3	510-1403	.364	333-888	.375	244-300	.813	73-229	302-2.4	244-4	231	202	11	125	1597-12.8



LEONARD HAYES

#15



Junior Guard • 6-4 • 190 lbs
Voorhees, N.J. • Lawrenceville Prep

- One of Stony Brook's sharpshooters off the bench
- Sporting a 1.8 assist/turnover ratio this season
- Stony Brook's top three-point percentage shooter in 2010-11 (.452)
- Named to the 2011 America East Championship All-Tournament team
- Averaged 15.0 PPG and was 12-for-19 from 3-point range in three America East Championship games in 2011
- Was 6-for-7 from 3-point range vs. Vermont on March 6, 2011
- Came off the bench to score 22 points at Maine on Jan. 22, 2011 and went on to start the season's last 13 games
- Three-year starter at Lawrenceville Prep, averaging 17.5 PPG
- Parents Leonard & Lateefah both played college ball at St. Peter's
- Brother, Lamar, is on the Stony Brook track & field team


Career Highs

Points: 22 at Maine, 1/22/11
 Rebounds: 9 at Boston University, 3/5/11
 Assists: 5 at Northwestern, 11/25/11
 Steals: 2 at Sacred Heart, 11/15/11
 Blocks: 2 vs. Vermont, 3/6/11
 FG: 8 at Maine, 1/22/11
 FGA: 16 at Albany, 2/14/11
 3FG: 6 vs. Vermont, 3/6/11
 3FGA: 9, two times last at Eastern Illinois, 12/3/11
 FT: 3 vs. Boston University, 1/27/12
 FTA: 4 vs. Boston University, 1/27/12
 Minutes: 41 vs. Maine, 2/12/11

Opponent	Min	fg-fga	.pct	3fg-a	pct.	ft-fta	pct.	off	def	tot	pf	ast	t/o	blk	stl	pts
11/11 at Indiana	17	2-7	.286	1-4	.250	0-0	.000	1	0	1	3	0	2	1	0	5
11/13 vs. Mount Ida	18	1-7	.143	1-4	.250	0-0	.000	0	1	1	1	2	2	0	0	3
11/15 at Sacred Heart	28	4-10	.400	2-7	.286	0-0	.000	1	1	2	3	1	0	0	2	10
11/22 vs. Columbia	17	2-7	.286	1-4	.250	0-0	.000	2	3	5	2	1	1	0	0	5
11/25 at Northwestern	31	4-12	.333	4-9	.444	1-2	.500	2	3	5	2	5	1	0	0	13
12/3 at Eastern Illinois	32	3-12	.250	2-9	.222	0-0	.000	1	2	3	1	1	1	0	0	8
12/7 vs. F. Dickinson	26	1-6	.167	1-5	.200	0-0	.000	1	3	4	1	3	0	0	1	3
12/11 at Boston College	22	1-5	.200	0-3	.000	0-0	.000	0	1	1	3	0	1	0	0	2
12/17 vs. Rutgers	3	0-1	.000	0-1	.000	0-0	.000	1	0	1	0	0	0	0	0	0
12/28 vs. Cornell	18	1-3	.333	1-3	.333	0-0	.000	0	1	1	1	1	2	0	0	3
12/30 vs. Rider	14	2-6	.333	2-4	.500	2-2	1.000	0	1	1	2	2	0	0	1	8
1/2 vs. Vermont	8	0-0	.000	0-0	.000	0-0	.000	0	0	0	1	1	0	0	0	0
1/5 at Binghamton	13	0-2	.000	0-2	.000	0-0	.000	1	2	3	3	0	0	0	0	0
1/8 vs. Albany	16	1-3	.333	1-3	.333	0-0	.000	0	0	0	2	2	0	0	0	3
1/11 at UMBC	13	1-3	.333	1-2	.500	0-0	.000	1	1	2	1	1	0	0	0	3
1/14 at Boston Univ.	10	0-2	.000	0-2	.000	0-0	.000	0	0	0	0	0	0	0	0	0
1/16 vs. New Hampshire	11	0-1	.000	0-1	.000	0-0	.000	1	1	2	0	1	1	0	0	0
1/21 at Maine	10	1-5	.200	0-4	.000	0-0	.000	0	0	0	0	0	1	0	1	2
1/25 vs. Hartford	9	0-1	.000	0-1	.000	0-0	.000	0	0	0	2	0	0	0	0	0
1/27 vs. Boston Univ.	13	0-4	.000	0-2	.000	3-4	.750	1	1	2	0	2	0	0	1	3
2/1 vs. Binghamton	22	3-7	.429	2-5	.400	0-0	.000	0	1	1	1	1	1	0	0	8
2/4 at Albany	27	2-7	.286	2-5	.400	3-4	.750	1	1	2	1	4	0	0	0	9
2/6 at New Hampshire	14	1-3	.333	1-2	.500	0-0	.000	0	0	0	0	0	0	0	0	3
2/9 vs. UMBC	15	0-2	.000	0-1	.000	0-0	.000	1	1	2	0	2	1	0	0	0
2/12 at Vermont	8	0-1	.000	0-1	.000	0-0	.000	0	0	0	1	0	1	0	0	0
2/18 at Northeastern	15	3-5	.600	3-5	.600	0-0	.000	1	2	3	2	2	0	0	0	9
2/21 at Hartford	23	1-3	.333	1-3	.333	0-0	.000	0	2	2	1	0	0	0	0	3
2/26 vs. Maine	12	1-3	.333	0-2	.000	0-0	.000	1	2	3	2	0	1	0	0	2
3/3 vs. Binghamton	7	0-2	.000	0-1	.000	0-0	.000	0	0	0	3	1	1	0	0	0
3/4 vs. Albany	13	1-3	.333	0-1	.000	0-0	.000	3	0	3	1	0	0	0	0	2
3/10 vs. Vermont	9	0-2	.000	0-2	.000	0-0	.000	0	0	0	0	0	1	0	1	0
3/13 at Seton Hall																

Career Statistics

Year	G-GS	Min-Avg	FG-A	Pct.	3FG-A	Pct.	FT-A	Pct.	Rebounds		PF-O	A	TO	Blk	Stl	Pts-Avg
									O-D	Reb-Avg						
2009-10	13-0	42-3.2	3-12	.250	2-7	.286	1-2	.500	0-4	4-0.3	7-0	0	1	0	0	9-0.7
2010-11	26-13	517-19.9	65-144	.451	38-84	.452	12-16	.750	19-49	68-2.6	40-0	13	16	4	9	180-6.9
2011-12	31-8	494-15.9	36-135	.267	26-98	.265	9-12	.750	20-30	50-1.6	40-0	33	18	0	7	107-3.5
TOTAL	70-21	1053-15.0	104-291	.357	66-189	.349	22-30	.733	39-83	122-1.7	87-0	46	35	4	16	296-4.2



ANTHONY JACKSON

#4



Sophomore Guard • 6-0 • 180 lbs
Columbus, Ohio • Gahanna Lincoln

- Stony Brook's backup point guard
- Second in America East in 3-point shooting (.413)
- One of the team's top free throw shooters
- Scored a career-high 17 points vs. UMBC on Feb. 9
- Has six games of 10 or more points this season
- Played all 32 games in 2010-11 as the backup point guard
- Had an outstanding trip in Europe over the summer
- Had five 10-point games as a freshman
- Played senior year of high school ball at Gahanna Lincoln
- Led Lincoln to 26-1 record and was named All-Conference
- Named Ohio Capital Conference Central Player of the Year as a junior at Westland High School

Career Highs

Points: 17 vs. UMBC, 2/9/12
 Rebounds: 7 vs. New Hampshire, 1/15/11
 Assists: 7 at Hartford, 2/23/11
 Steals: 2, two times last at Maine, 1/21/12
 FG: 5, four times, last vs. UMBC, 2/9/12
 FGA: 11 vs. New Hampshire, 1/15/11
 3FG: 4, two times last vs. Binghamton, 2/1/12
 3FGA: 8 vs. Binghamton, 2/1/12
 FT: 4, three times last at Hartford, 2/21/12
 FTA: 6 at New Hampshire, 2/6/12
 Minutes: 27 vs. New Hampshire, 1/15/11

Opponent	Min	fg-fga	.pct	3fg-a	pct.	ft-fta	pct.	off	def	tot	pf	ast	t/o	blk	stl	pts
11/11 at Indiana	19	5-7	.714	2-3	.667	2-2	1.000	2	0	2	1	0	2	0	1	14
11/13 vs. Mount Ida	16	3-4	.750	1-1	1.000	1-2	.500	0	2	2	3	0	0	0	1	8
11/15 at Sacred Heart	18	2-7	.286	1-2	.500	0-0	.000	1	3	4	0	2	4	0	0	5
11/22 vs. Columbia	9	2-6	.333	1-4	.250	0-0	.000	2	0	2	0	1	2	0	0	5
11/25 at Northwestern	9	1-3	.333	0-1	.000	0-0	.000	1	1	2	1	0	1	0	1	2
12/3 at Eastern Illinois	10	1-3	.333	1-1	1.000	0-0	.000	0	2	2	1	1	2	0	1	3
12/7 vs. F. Dickinson	12	0-1	.000	0-0	.000	1-2	.500	0	1	1	1	1	1	0	0	1
12/11 at Boston College	15	5-7	.714	4-5	.800	0-0	.000	0	2	2	3	0	3	0	1	14
12/17 vs. Rutgers	9	0-2	.000	0-1	.000	0-0	.000	0	1	1	0	1	1	0	0	0
12/28 vs. Cornell	6	0-3	.000	0-2	.000	0-0	.000	0	0	0	0	0	0	0	0	0
12/30 vs. Rider	10	1-3	.333	1-2	.500	0-0	.000	0	0	0	1	1	2	0	1	3
1/2 vs. Vermont	7	0-4	.000	0-2	.000	2-2	1.000	0	0	0	2	0	2	1	1	2
1/5 at Binghamton	11	0-4	.000	0-2	.000	0-0	.000	0	0	0	1	0	1	0	0	0
1/8 vs. Albany	9	4-4	1.000	3-3	1.000	0-0	.000	0	1	1	1	2	1	0	0	11
1/11 at UMBC	15	3-4	.750	1-2	.500	2-2	1.000	0	1	1	0	2	0	0	0	9
1/14 at Boston Univ.	11	2-4	.500	1-2	.500	0-0	.000	0	1	1	2	0	1	0	1	5
1/16 vs. New Hampshire	10	1-4	.250	1-4	.250	2-2	1.000	0	0	0	0	0	0	0	0	5
1/21 at Maine	11	2-5	.400	1-2	.500	2-2	1.000	0	0	0	0	1	0	0	2	7
1/25 vs. Hartford	11	1-3	.333	1-2	.500	1-2	.500	1	1	2	0	2	2	0	0	4
1/27 vs. Boston Univ.	7	1-1	1.000	1-1	1.000	0-0	.000	0	1	1	0	0	1	0	0	3
2/1 vs. Binghamton	22	4-8	.500	4-8	.500	2-2	1.000	0	4	4	0	0	2	0	1	14
2/4 at Albany	10	3-3	1.000	3-3	1.000	2-2	1.000	0	0	0	2	1	0	0	1	11
2/6 at New Hampshire	12	0-4	.000	0-3	.000	4-6	.667	0	3	3	0	1	0	0	1	4
2/9 vs. UMBC	20	5-8	.625	3-5	.600	4-4	1.000	2	2	4	1	2	0	1	0	17
2/12 at Vermont	16	2-10	.200	0-6	.000	0-1	.000	0	0	0	0	0	0	0	1	4
2/18 at Northeastern	13	1-5	.200	0-1	.000	0-0	.000	0	0	0	1	1	1	0	0	2
2/21 at Hartford	17	1-4	.250	1-2	.500	4-4	1.000	1	2	3	0	0	2	0	0	7
2/26 vs. Maine	10	0-1	.000	0-1	.000	2-2	1.000	0	0	0	0	0	0	0	1	2
3/3 vs. Binghamton	19	4-6	.667	2-4	.500	3-4	.750	0	0	0	0	1	0	1	0	13
3/4 vs. Albany	17	0-6	.000	0-3	.000	0-0	.000	0	2	2	1	0	0	0	0	0
3/10 vs. Vermont	10	0-1	.000	0-1	.000	0-0	.000	1	1	2	1	0	2	0	1	0
3/13 at Seton Hall																

Career Statistics

Year	G-GS	Min-Avg	FG-A	Pct.	3FG-A	Pct.	FT-A	Pct.	Rebounds		PF-O	A	TO	Blk	Stl	Pts-Avg
									O-D	Reb-Avg						
2010-11	32-0	423-13.2	53-142	.373	23-69	.333	19-20	.950	13-38	51-1.6	30-0	34	35	0	10	148-4.6
2011-12	31-0	391-12.6	54-135	.400	33-80	.413	34-42	.810	11-31	42-1.4	23-0	20	33	3	16	175-5.6
TOTAL	63-0	814-12.9	107-277	.386	56-149	.376	53-62	.855	24-69	93-1.5	53-0	54	68	3	26	323-5.1



DALLIS JOYNER

#4



Senior Forward • 6-7 • 275 lbs
Norfolk, Va. • Granby

- Named to America East Championship All-Tournament team (10.3 PPG, 72% FG)
- Third-team All-America East; Stony Brook's main presence in the paint
- Tipped in the game-winning basket vs. Albany last week; SportsCenter Top Play
- Has played outstanding defense this season
- Leading America East in field goal pct., both overall (.600) and in conference games only (.663)
- Sixth all-time at Stony Brook in rebounding (722), 2nd among Div. I players
- Led the team in rebounds and free throw attempts and led America East in offensive rebounding (3.3 per game) in 2010-11
- Finished seventh overall in the league in rebounding in 2010-11
- Also was in the top 10 in the league in rebounding as a sophomore
- Has 19 career 10+ rebound games
- One of 20 freshmen in the nation to start every game played in 2008-09
- Played at Granby High School, averaging 15 points and 14 rebounds as a senior

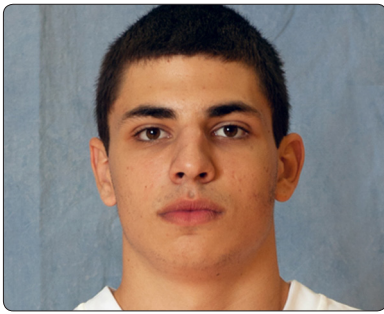
Career Highs

Points: 20 vs. Vermont, 2/24/10
 Rebounds: 13 vs. Wagner, 11/21/10
 Assists: 4, two times last at Hartford, 2/21/12
 Steals: 3 at Maine, 1/22/11
 Blocks: 3, two times last vs. Hartford, 1/25/12
 FG: 9 vs. Vermont, 2/24/10
 FGA: 14 at Maine, 1/16/10
 FT: 7 at St. John's, 12/2/09
 FTA: 12 vs. UMBC, 2/9/12
 Minutes: 38 at Boston University, 1/19/09

Opponent	Min	fg-fga	.pct	3fg-a	.pct	ft-fta	.pct	off	def	tot	pf	ast	t/o	blk	stl	pts
11/11 at Indiana	22	5-8	.625	0-0	.000	0-0	.000	1	0	1	1	1	3	0	1	10
11/13 vs. Mount Ida	19	4-8	.500	0-0	.000	0-3	.000	4	7	11	0	2	0	1	1	8
11/15 at Sacred Heart	23	5-8	.625	0-0	.000	1-2	.500	2	3	5	4	0	3	0	0	11
11/22 vs. Columbia	23	3-8	.375	0-0	.000	3-6	.500	1	4	5	0	2	0	0	0	9
11/25 at Northwestern	28	6-8	.750	0-0	.000	1-1	1.000	4	3	7	2	1	2	0	1	13
12/3 at Eastern Illinois	25	4-7	.571	0-1	.000	0-0	.000	1	2	3	2	2	1	2	0	8
12/7 vs. F. Dickinson	17	2-5	.400	0-0	.000	4-4	1.000	3	5	8	2	0	0	0	1	8
12/11 at Boston College	20	1-6	.167	0-0	.000	0-0	.000	1	3	4	1	1	1	0	2	2
12/17 vs. Rutgers	28	0-7	.000	0-0	.000	2-2	1.000	6	3	9	2	0	2	0	0	2
12/28 vs. Cornell	21	0-0	.000	0-0	.000	0-2	.000	2	5	7	5	0	2	1	0	0
12/30 vs. Rider	30	5-6	.833	0-0	.000	5-8	.625	2	3	5	2	2	0	1	0	15
1/2 vs. Vermont	25	1-4	.250	0-0	.000	3-4	.750	3	3	6	3	1	2	1	0	5
1/5 at Binghamton	31	4-5	.800	0-0	.000	0-1	.000	2	5	7	3	0	4	1	0	8
1/8 vs. Albany	29	6-7	.857	0-0	.000	3-4	.750	3	8	11	1	0	2	1	0	15
1/11 at UMBC	28	3-6	.500	0-0	.000	3-5	.600	6	3	9	1	0	2	1	0	9
1/14 at Boston Univ.	25	2-3	.667	0-0	.000	1-2	.500	2	2	4	3	0	0	2	0	5
1/16 vs. New Hampshire	28	3-6	.500	0-0	.000	2-2	1.000	2	3	5	2	1	2	0	0	8
1/21 at Maine	24	5-9	.556	0-0	.000	0-2	.000	3	0	3	3	0	1	0	1	10
1/25 vs. Hartford	28	2-2	1.000	0-0	.000	0-1	.000	3	6	9	1	2	4	3	0	4
1/27 vs. Boston Univ.	28	4-5	.800	0-0	.000	1-2	.500	2	2	4	1	1	2	0	0	9
2/1 vs. Binghamton	23	4-6	.667	0-0	.000	1-1	1.000	4	2	6	2	4	2	0	0	9
2/4 at Albany	25	3-6	.500	0-0	.000	1-2	.500	1	4	5	3	0	3	0	0	7
2/6 at New Hampshire	24	2-2	1.000	0-0	.000	2-2	1.000	4	7	11	3	0	4	0	1	6
2/9 vs. UMBC	27	5-8	.625	0-0	.000	4-12	.333	4	4	8	2	0	5	0	2	14
2/12 at Vermont	30	5-5	1.000	0-0	.000	3-6	.500	5	1	6	1	1	1	1	0	13
2/18 at Northeastern	29	4-7	.571	0-0	.000	2-4	.500	3	7	10	0	1	1	2	0	10
2/21 at Hartford	29	5-6	.833	0-0	.000	3-4	.750	2	4	6	3	4	1	1	0	13
2/26 vs. Maine	22	5-9	.556	0-0	.000	2-2	1.000	3	3	6	3	0	2	1	1	12
3/3 vs. Binghamton	26	4-6	.667	0-0	.000	5-8	.625	5	2	7	2	1	2	0	0	13
3/4 vs. Albany	33	7-10	.700	0-0	.000	0-0	.000	3	5	8	1	0	1	2	1	14
3/10 vs. Vermont	35	2-2	1.000	0-0	.000	0-0	.000	1	4	5	0	0	0	1	0	4
3/13 at Seton Hall																

Career Statistics

Year	G-GS	Min-Avg	FG-A	Pct.	3FG-A	Pct.	FT-A	Pct.	Rebounds		PF-O	A	TO	Blk	Stl	Pts-Avg
									O-D	Reb-Avg						
2008-09	30-30	706-23.5	80-195	.410	0-0	.000	29-62	.468	41-69	110-3.7	81-1	15	50	17	23	189-6.3
2009-10	32-31	836-26.1	97-217	.447	0-0	.000	64-102	.627	85-122	207-6.5	67-1	16	55	21	15	258-8.1
2010-11	30-19	755-25.2	58-143	.406	0-0	.000	52-118	.441	98-106	204-6.8	56-1	28	40	22	12	168-5.6
2011-12	31-31	805-26.0	111-185	.600	0-1	.000	52-92	.565	88-113	201-6.5	59-1	27	55	22	12	274-8.8
TOTAL	123-111	3102-25.2	346-740	.468	0-1	.000	197-374	.527	312-410	722-5.9	263-4	86	200	82	62	889-7.2



ERIC McALISTER

#22



Sophomore Forward • 6-8 • 215 lbs
Hightstown, N.J. • Hightstown/APEX Acad.

- Third-year sophomore and one of the team's most athletic players
- Can shoot from the outside and block shots
- Appeared in all but two games as a redshirt freshman
- Averaged 22.7 PPG, 10.1 RPG, 4.3 BPG and 4.1 APG as a senior at APEX Academy

Career Highs

Points: 12 vs. UMBC, 1/31/11
 Rebounds: 4 vs. Binghamton, 2/1/12
 Blocks: 2, four times last vs. Boston U., 3/12/11
 FG: 4, two times last at Hartford, 2/21/12
 FGA: 6, two times last at Hartford, 2/21/12
 FT: 4 vs. UMBC, 1/31/11
 FTA: 6 vs. UMBC, 1/31/11
 Minutes: 19 at Hartford, 2/21/12

Opponent	Min	fg-fga	pct.	3fg-a	pct.	ft-fta	pct.	off	def	tot	pf	ast	t/o	blk	stl	pts
11/11 at Indiana	11	2-4	.500	0-1	.000	0-0	.000	0	1	1	1	0	0	0	0	4
11/13 vs. Mount Ida	14	1-3	.333	0-1	.000	2-2	1.000	0	1	1	3	0	3	0	0	4
11/15 at Sacred Heart	DNP															
11/22 vs. Columbia	1	0-2	.000	0-0	.000	0-0	.000	1	0	1	0	0	0	0	0	0
11/25 at Northwestern	DNP															
12/3 at Eastern Illinois	5	0-0	.000	0-0	.000	2-2	1.000	1	0	1	2	0	0	0	0	2
12/7 vs. F. Dickinson	13	1-3	.333	0-0	.000	2-2	1.000	1	0	1	1	0	0	0	1	4
12/11 at Boston College	5	0-2	.000	0-1	.000	0-0	.000	0	1	1	0	1	0	0	0	0
12/17 vs. Rutgers	2	0-0	.000	0-0	.000	0-0	.000	1	0	1	0	0	1	0	0	0
12/28 vs. Cornell	9	1-2	.500	0-1	.000	0-0	.000	0	0	0	0	1	0	1	0	2
12/30 vs. Rider	5	0-2	.000	0-0	.000	0-0	.000	0	0	0	0	0	0	0	0	0
1/2 vs. Vermont	4	0-0	.000	0-0	.000	0-0	.000	0	1	1	0	0	0	0	0	0
1/5 at Binghamton	DNP															
1/8 vs. Albany	DNP															
1/11 at UMBC	7	2-3	.667	0-0	.000	0-0	.000	0	3	3	1	1	0	1	0	4
1/14 at Boston Univ.	1	0-1	.000	0-0	.000	0-0	.000	1	0	1	0	0	0	0	0	0
1/16 vs. New Hampshire	7	1-2	.500	1-1	1.000	0-0	.000	1	1	2	0	0	0	0	0	3
1/21 at Maine	12	1-3	.333	0-0	.000	0-0	.000	0	1	1	4	1	0	0	1	2
1/25 vs. Hartford	12	1-2	.500	0-0	.000	0-0	.000	1	1	2	1	0	1	0	0	2
1/27 vs. Boston Univ.	8	0-2	.000	0-0	.000	0-0	.000	1	1	2	2	0	1	0	0	0
2/1 vs. Binghamton	15	2-5	.400	0-1	.000	0-0	.000	1	3	4	2	0	1	1	0	4
2/4 at Albany	7	0-0	.000	0-0	.000	0-0	.000	0	0	0	0	0	0	0	0	0
2/6 at New Hampshire	3	0-1	.000	0-0	.000	0-0	.000	0	0	0	0	0	0	0	0	0
2/9 vs. UMBC	4	0-1	.000	0-1	.000	0-0	.000	2	0	2	0	0	0	1	0	0
2/12 at Vermont	5	0-0	.000	0-0	.000	1-2	.500	0	0	0	0	0	0	0	0	1
2/18 at Northeastern	10	1-3	.333	1-1	1.000	0-0	.000	0	2	2	1	1	1	1	0	3
2/21 at Hartford	19	4-6	.667	1-1	1.000	0-0	.000	0	2	2	1	0	0	0	1	9
2/26 vs. Maine	11	0-1	.000	0-0	.000	2-2	1.000	0	1	1	0	0	2	0	0	2
3/3 vs. Binghamton	2	0-0	.000	0-0	.000	0-0	.000	0	0	0	2	0	0	1	0	0
3/4 vs. Albany	2	1-1	1.000	0-0	.000	0-0	.000	0	0	0	1	0	1	0	0	2
3/10 vs. Vermont	1	0-0	.000	0-0	.000	0-0	.000	0	0	0	0	0	0	0	0	0
3/13 at Seton Hall																

Career Statistics

Year	G-GS	Min-Avg	FG-A	Pct.	3FG-A	Pct.	FT-A	Pct.	Rebounds		PF-O	A	TO	Blk	Stl	Pts-Avg
									O-D	Reb-Avg						
2009-10	REDSHIRT SEASON															
2010-11	30-4	263-8.8	22-55	.400	4-12	.333	11-18	.611	12-19	31-1.0	45-0	3	7	10	6	59-2.0
2011-12	27-0	195-7.2	18-49	.367	3-9	.333	9-10	.900	11-19	30-1.1	22-0	5	11	6	3	48-1.8
TOTAL	57-4	458-8.0	40-104	.385	7-21	.333	20-28	.714	23-38	61-1.1	67-0	8	18	16	9	107-1.9



AL RAPIERE

#21



Senior Forward • 6-8 • 230 lbs
Chicago, Ill. • Mineral Area College

- Quick to the basket on offense; has developed finishing skills
- Currently sixth in America East in field goal percentage (.510)
- Has vastly improved his free throw shooting (.458 to .667)
- Produced a double-double at Albany (10 pts, 12 rbs)
- Had a career-high 19 points at Eastern Illinois
- Averaged 12.3 points and 6.0 rebounds while shooting 63 percent in three Midwest games this season
- Talented junior college transfer in his second season at SBU
- The team's leader in field goal percentage (.533) in 2010-11
- Played two seasons at Mineral Area College in Park Hills, Mo.
- Was an All-State player as a senior at Perspectives Charter Academy in Chicago, averaging 18 PPG and 17 RPG

Career Highs

Points: 19 at Eastern Illinois, 12/3/11
 Rebounds: 12, two times last at Albany, 2/4/12
 Assists: 5, two times last vs. Manhattan, 2/19/11
 Steals: 3 vs. Lehigh, 12/1/10
 FG: 9 at Eastern Illinois, 12/3/11
 FGA: 12 at Eastern Illinois, 12/3/11
 FT: 7 vs. Mount Ida, 11/14/10
 FTA: 9 vs. Mount Ida, 11/14/10
 Minutes: 35 vs. Cornell, 11/28/11

Opponent	Min	fg-fga	pct.	3fg-a	pct.	ft-fta	pct.	off	def	tot	pf	ast	t/o	blk	stl	pts
11/11 at Indiana	17	4-9	.444	0-0	.000	1-2	.500	4	1	5	3	1	0	0	0	9
11/13 vs. Mount Ida	21	4-5	.800	0-0	.000	1-2	.500	4	3	7	0	3	2	0	1	9
11/15 at Sacred Heart	13	1-4	.250	0-0	.000	2-2	1.000	1	0	1	3	0	1	0	1	4
11/22 vs. Columbia	15	1-1	1.000	0-0	.000	2-2	1.000	1	3	4	2	1	0	0	1	4
11/25 at Northwestern	16	4-6	.667	0-0	.000	1-2	.500	3	1	4	4	2	0	0	0	9
12/3 at Eastern Illinois	23	9-12	.750	0-0	.000	1-2	.500	4	5	9	2	2	3	0	0	19
12/7 vs. F. Dickinson	DNP															
12/11 at Boston College	18	1-6	.167	0-0	.000	0-0	.000	1	1	2	3	0	2	0	0	2
12/17 vs. Rutgers	33	2-5	.400	0-1	.000	5-7	.714	1	1	2	4	0	4	0	2	9
12/28 vs. Cornell	35	3-6	.500	0-0	.000	3-4	.750	1	6	7	3	3	3	0	0	9
12/30 vs. Rider	21	5-8	.625	0-0	.000	2-2	1.000	1	1	2	3	2	0	0	1	12
1/2 vs. Vermont	34	7-11	.636	0-0	.000	3-4	.750	0	6	6	2	2	3	0	2	17
1/5 at Binghamton	28	2-4	.500	0-1	.000	6-8	.750	1	4	5	2	0	2	0	0	10
1/8 vs. Albany	32	3-8	.375	0-0	.000	2-2	1.000	2	7	9	0	2	1	0	0	8
1/11 at UMBC	23	6-11	.545	0-0	.000	0-1	.000	1	3	4	0	0	0	1	0	12
1/14 at Boston Univ.	33	5-9	.556	0-0	.000	0-0	.000	3	3	6	3	1	5	0	1	10
1/16 vs. New Hampshire	29	6-8	.750	0-0	.000	2-2	1.000	5	4	9	2	2	2	0	0	14
1/21 at Maine	34	2-10	.200	0-1	.000	1-2	.500	1	4	5	1	1	4	1	1	5
1/25 vs. Hartford	26	2-5	.400	0-1	.000	4-6	.667	1	5	6	3	3	3	0	0	8
1/27 vs. Boston Univ.	29	4-10	.400	0-1	.000	0-0	.000	0	1	1	0	3	2	0	0	8
2/1 vs. Binghamton	28	1-1	1.000	0-0	.000	0-0	.000	1	6	7	0	2	0	0	0	2
2/4 at Albany	28	4-5	.800	0-0	.000	2-4	.500	3	9	12	0	1	1	0	2	10
2/6 at New Hampshire	32	3-7	.429	0-0	.000	1-1	1.000	1	6	7	3	0	4	0	1	7
2/9 vs. UMBC	23	3-6	.500	0-0	.000	2-3	.667	2	2	4	3	0	1	0	1	8
2/12 at Vermont	30	2-6	.333	0-0	.000	0-2	.000	5	4	9	4	0	5	0	0	4
2/18 at Northeastern	19	3-7	.429	0-0	.000	0-1	.000	1	2	3	1	0	2	0	0	6
2/21 at Hartford	12	0-1	.000	0-0	.000	2-2	1.000	0	1	1	3	0	1	0	0	2
2/26 vs. Maine	27	3-5	.600	0-0	.000	1-3	.333	2	2	4	1	1	3	1	0	7
3/3 vs. Binghamton	22	3-4	.750	0-0	.000	0-0	.000	1	0	1	2	0	2	0	0	6
3/4 vs. Albany	22	1-4	.250	0-0	.000	0-0	.000	2	2	4	1	0	0	1	0	2
3/10 vs. Vermont	25	5-10	.500	0-0	.000	0-0	.000	1	6	7	2	0	0	0	0	10
3/13 at Seton Hall																

Career Statistics

Year	G-GS	Min-Avg	FG-A	Pct.	3FG-A	Pct.	FT-A	Pct.	Rebounds		PF-O	A	TO	Blk	Stl	Pts-Avg
									O-D	Reb-Avg						
2010-11	32-9	565-17.7	56-105	.533	0-1	.000	27-59	.458	42-93	135-4.2	62-1	37	45	4	17	139-4.3
2011-12	30-23	748-24.9	99-194	.510	0-5	.000	44-66	.667	54-99	153-5.1	60-0	32	56	4	14	242-8.1
TOTAL	62-32	1313-21.2	155-299	.518	0-6	.000	71-125	.568	96-192	288-4.6	122-1	69	101	8	31	381-6.1



MARCUS ROUSE

#12



Junior Guard • 6-0 • 180 lbs
Upper Marlboro, Md. • DeMatha

- One of Stony Brook's top offensive threats off the bench
- Was Stony Brook's third-leading scorer as a sophomore in 2010-11
- Had eight games of double figure scoring in 2010-11
- Averaged only 0.93 turnovers per game while averaging 22.7 minutes per game
- Missed five games last season due to a knee injury
- Played high school ball at DeMatha Catholic, leading the team to a 32-4 record and No. 7 national ranking as a senior

Career Highs

Points: 19 vs. Vermont, 1/4/11
 Rebounds: 5, three times last vs. Boston U., 2/4/11
 Assists: 4, three times last vs. Hartford, 1/29/11
 Steals: 3, two times last vs. Albany, 1/17/11
 Blocks: 2 vs. UMBC, 1/31/11
 FG: 8 vs. Albany, 1/24/10
 FGA: 14 vs. Vermont, 1/4/11
 3FG: 4, three times last at Binghamton, 1/10/11
 3FGA: 8, three times last at Binghamton, 1/10/11
 FT: 4, four times last vs. UMBC, 2/9/12
 FTA: 6 vs. UMBC, 2/9/12
 Minutes: 36 vs. Albany, 1/17/11

Opponent	Min	fg-fga	.pct	3fg-a	pct.	ft-fta	pct.	off	def	tot	pf	ast	t/o	blk	stl	pts
11/11 at Indiana	24	5-8	.625	0-1	.000	0-0	.000	1	0	1	2	1	1	0	1	10
11/13 vs. Mount Ida	16	2-5	.400	0-1	.000	0-0	.000	0	2	2	3	2	1	0	2	4
11/15 at Sacred Heart	20	2-5	.400	1-3	.333	0-0	.000	0	1	1	0	1	1	1	2	5
11/22 vs. Columbia	19	2-6	.333	0-0	.000	0-0	.000	1	2	3	1	0	0	0	0	4
11/25 at Northwestern	17	1-7	.143	0-3	.000	0-0	.000	0	0	0	1	0	0	0	0	2
12/3 at Eastern Illinois	18	1-5	.200	0-3	.000	0-0	.000	3	2	5	0	2	1	0	1	2
12/7 vs. F. Dickinson	3	0-1	.000	0-0	.000	0-0	.000	0	0	0	0	0	0	0	0	0
12/11 at Boston College	5	0-1	.000	0-1	.000	0-0	.000	0	0	0	0	0	0	0	0	0
12/17 vs. Rutgers	20	2-6	.333	1-4	.250	0-0	.000	0	1	1	3	0	1	0	0	5
12/28 vs. Cornell	DNP															
12/30 vs. Rider	3	0-2	.000	0-2	.000	0-0	.000	0	0	0	0	0	0	0	0	0
1/2 vs. Vermont	8	1-2	.500	0-0	.000	0-0	.000	0	0	0	0	0	0	0	0	2
1/5 at Binghamton	10	0-2	.000	0-0	.000	0-0	.000	0	0	0	1	0	0	0	1	0
1/8 vs. Albany	12	4-5	.800	0-0	.000	0-0	.000	0	2	2	3	1	0	0	0	8
1/11 at UMBC	20	3-4	.750	2-2	1.000	4-4	1.000	0	2	2	1	1	2	0	1	12
1/14 at Boston Univ.	6	0-0	.000	0-0	.000	0-0	.000	0	1	1	0	0	2	0	0	0
1/16 vs. New Hampshire	13	2-4	.500	0-0	.000	0-0	.000	1	0	1	2	0	0	0	1	4
1/21 at Maine	15	1-4	.250	0-0	.000	1-2	.500	0	1	1	1	0	2	0	0	3
1/25 vs. Hartford	18	2-5	.400	2-3	.667	0-0	.000	0	1	1	2	0	1	0	1	6
1/27 vs. Boston Univ.	14	1-2	.500	1-2	.500	2-2	1.000	0	1	1	2	0	0	0	0	5
2/1 vs. Binghamton	18	5-7	.714	1-2	.500	0-0	.000	0	2	2	2	3	1	0	0	11
2/4 at Albany	14	1-3	.333	0-1	.000	1-2	.500	0	0	0	1	0	0	0	0	3
2/6 at New Hampshire	10	0-1	.000	0-1	.000	4-6	.667	0	1	1	0	0	0	0	0	4
2/9 vs. UMBC	28	4-8	.500	2-3	.667	4-4	1.000	0	1	1	1	1	0	0	0	14
2/12 at Vermont	13	0-3	.000	0-0	.000	1-2	.500	1	0	1	2	0	0	0	1	1
2/18 at Northeastern	16	3-4	.750	0-0	.000	0-0	.000	1	2	3	2	2	0	0	0	6
2/21 at Hartford	13	1-1	1.000	0-0	.000	0-0	.000	0	1	1	2	1	1	0	0	2
2/26 vs. Maine	13	3-6	.500	0-2	.000	1-1	1.000	0	1	1	0	0	0	0	0	7
3/3 vs. Binghamton	12	1-3	.333	0-1	.000	0-0	.000	1	2	3	1	0	1	0	0	2
3/4 vs. Albany	17	0-4	.000	0-3	.000	0-0	.000	0	3	3	0	1	1	0	0	0
3/10 vs. Vermont	12	2-6	.333	1-2	.500	0-0	.000	0	0	0	0	0	0	0	0	5

Career Statistics

Year	G-GS	Min-Avg	FG-A	Pct.	3FG-A	Pct.	FT-A	Pct.	Rebounds							Pts-Avg
									O-D	Reb-Avg	PF-O	A	TO	Blk	Stl	
2009-10	31-11	473-15.3	58-141	.411	12-41	.293	7-9	.778	4-25	29-0.9	36-0	34	20	0	15	135-4.4
2010-11	27-20	614-22.7	70-183	.383	29-94	.309	19-23	.826	14-42	56-2.1	47-2	28	25	2	22	188-7.0
2011-12	30-1	427-14.2	49-120	.408	11-40	.275	18-23	.783	8-27	35-1.2	31-0	15	16	1	12	127-4.2
TOTAL	88-32	1514-17.2	177-444	.399	52-175	.297	44-55	.800	26-94	120-1.4	114-2	77	61	3	49	450-5.1




SCOTT KING

#35



Freshman Forward • 6-8 • 200 lbs
Derry, N.H. • Holderness

- Stony Brook's lone freshman - expected to redshirt the 2011-12 season
- Talented three-point shooter with NBA range
- Has the team's best vertical leap
- Played at Holderness School and played AAU ball with Mass Rivals



ANTHONY MAYO

#32



Sophomore Forward • 6-9 • 235 lbs
Philadelphia, Pa. • Roman Catholic

- Out indefinitely with a knee injury
- Gained valuable experience as a freshman, playing 31 of 32 games and making 13 starts
- Led Stony Brook in blocked shots with 26; had four in one game vs. Mount Ida on Nov. 14, 2010
- Was seventh in America East in blocked shots
- Played four seasons at Roman Catholic High School
- Was ranked one of the top 100 centers in the nation by ESPN.com



BEN RESNER

#11



Junior Guard • 6-2 • 190 lbs
Centerport, N.Y. • Harborfields

- Walked on to the team in 2010
- Attended Quinnipiac for one year but did not play basketball
- Captained Harborfields High School his junior and senior seasons
- Two-time All-League, All-Conference and All-County



Official Basketball Box Score -- Game Totals -- Final Statistics
Stony Brook vs Indiana
 11/11/11 7 p.m. ET at Assembly Hall (Bloomington, Ind.)



Stony Brook 66 • 0-1

#	Player	F	Total		3-Ptr	Rebounds			PF	TP	A	TO	Blk	Stl	Min
			FG-FGA	FT-FTA		Off	Def	Tot							
01	BRACEY, Ron	f	2-6	1-4	0-1	4	1	5	1	5	0	2	1	0	21
24	BRENTON, Tommy	f	0-1	0-0	2-4	1	4	5	2	2	1	3	0	0	26
10	DOUGHER, Bryan	g	1-8	1-6	1-2	0	2	2	3	4	3	0	0	2	29
15	HAYES, Leonard	g	2-7	1-4	0-0	1	0	1	3	5	0	2	0	0	17
23	JOYNER, Dallis	g	5-8	0-0	0-0	1	0	1	1	10	1	3	0	1	22
02	CARTER, Danny	g	0-0	0-0	0-0	0	0	0	1	0	0	0	0	0	3
04	JACKSON, Anthony	g	5-7	2-3	2-2	2	0	2	1	14	2	0	1	1	19
05	COLEY, Dave	g	0-4	0-1	3-4	0	0	0	2	3	1	3	0	0	10
12	ROUSE, Marcus	g	5-8	0-1	0-0	1	0	1	2	10	1	1	0	1	24
21	APIER, Al	g	4-9	0-0	1-2	4	1	5	3	9	1	0	0	0	17
22	MCALISTER, Eric	g	2-4	0-1	0-0	0	1	1	1	4	0	0	0	0	11
32	MAYO, Anthony	g	0-0	0-0	0-0	0	0	0	0	0	0	0	0	0	1
Team						2	1	3							
Totals			26-62	5-20	9-15	16	10	26	20	66	8	16	1	5	200

FG % 1st Half: 10-29 34.5% 2nd half: 16-33 48.5% Game: 26-62 41.9% Deadball Rebounds 3
 3FG % 1st Half: 3-10 30.0% 2nd half: 2-10 20.0% Game: 5-20 25.0%
 FT % 1st Half: 5-8 62.5% 2nd half: 4-7 57.1% Game: 9-15 60.0%

Indiana 96 • 1-0

#	Player	F	Total		3-Ptr	Rebounds			PF	TP	A	TO	Blk	Stl	Min
			FG-FGA	FT-FTA		Off	Def	Tot							
02	Watford, Christian	f	2-7	1-2	2-2	0	2	2	1	7	1	3	0	0	25
40	Zeller, Cody	f	5-6	0-0	6-8	2	8	10	1	16	2	2	2	3	27
01	Hulls, Jordan	g	2-3	0-1	0-0	0	0	0	1	4	6	3	0	0	27
04	Oladijo, Victor	g	7-9	0-0	2-2	1	5	6	2	16	0	2	0	2	24
12	Jones III, Verdell	g	2-6	0-2	3-4	1	0	1	3	7	7	1	0	0	28
00	Barnett, Kory	g	0-1	0-1	0-0	0	0	0	0	0	1	0	0	1	3
10	Shueh, Will	g	5-6	1-1	2-2	3	2	5	0	13	1	0	0	1	10
11	Moebe, Daniel	g	0-0	0-0	2-2	0	1	1	2	1	0	0	0	0	6
13	Etherington, Austin	g	3-3	2-2	0-0	0	1	1	0	8	0	0	0	0	5
15	Smith, Raphael	g	0-0	0-0	0-0	0	0	0	0	0	0	1	0	0	2
20	Wayer, Taylor	g	0-0	0-0	0-0	0	0	0	0	1	0	0	0	0	2
23	Abell, Remy	g	1-2	0-1	2-2	0	2	2	0	4	1	0	0	1	9
24	Howard, Jeff	g	0-0	0-0	0-0	0	0	0	0	0	0	0	0	0	2
25	Pritchard, Tom	g	0-0	0-0	0-0	0	0	0	0	2	0	1	0	0	9
30	Roth, Matt	g	2-3	2-3	2-2	0	1	1	0	8	0	0	0	0	7
32	Elston, Derek	g	5-6	1-1	0-0	1	1	2	2	11	1	1	0	1	14
Team						0	1	1							
Totals			34-52	7-14	21-24	8	24	32	14	96	21	14	2	9	200

FG % 1st Half: 15-25 60.0% 2nd half: 19-27 70.4% Game: 34-52 65.4% Deadball Rebounds 2
 3FG % 1st Half: 3-4 75.0% 2nd half: 5-10 50.0% Game: 7-14 50.0%
 FT % 1st Half: 13-16 81.3% 2nd half: 8-8 100.0 Game: 21-24 87.5%

Officials: Tom O'Neill, John Hughes, Steve McLunkins
 Technical fouls: Stony Brook-CARTER, Danny, Indiana-Watford, Christian.
 Attendance: 16506
 Stony Brook's Danny Carter was ejected for a flagrant technical foul at the 6:46 mark of the first half.

Score by periods	1st	2nd	Total
Stony Brook	28	38	66
Indiana	45	51	96

	In	Off	2nd	Fast	Bench
Points	Paint	T/O	Chance	Break	
SBU	26	12	18	2	40
IND	34	14	13	8	46

Last FG - SBU 2nd-01:13, IND 2nd-00:58.
 Largest lead - SBU by 4 1st-11:48, IND by 30 2nd-00:58.
 Score tied - 3 times.
 Lead changed - 6 times.



Official Basketball Box Score -- Game Totals -- Final Statistics
Stony Brook vs Sacred Heart
 11/11/11 7:00 pm at Fairfield, CT - William H. Pitt Center



Stony Brook 63 • 1-2

#	Player	F	Total		3-Ptr	Rebounds			PF	TP	A	TO	Blk	Stl	Min
			FG-FGA	FT-FTA		Off	Def	Tot							
23	JOYNER, Dallis	f	5-8	0-0	1-2	2	3	5	4	11	0	3	0	0	23
24	BRENTON, Tommy	f	4-7	1-2	1-5	1	6	7	0	10	5	0	1	3	32
1	BRACEY, Ron	g	0-0	0-0	0-0	0	0	0	0	0	1	0	1	0	9
10	DOUGHER, Bryan	g	3-9	1-5	2-2	0	0	0	3	9	2	1	0	0	22
15	HAYES, Leonard	g	4-10	2-7	0-0	1	1	2	3	10	1	0	0	2	28
12	ROUSE, Marcus	g	2-5	1-3	0-0	0	1	1	0	5	1	1	1	2	20
2	CARTER, Danny	g	0-2	0-1	0-0	0	0	0	3	0	0	1	0	0	14
21	APIER, Al	g	1-4	0-0	2-2	1	0	1	3	4	0	1	0	1	13
4	JACKSON, Anthony	g	2-7	1-2	0-0	1	3	4	0	5	2	4	0	0	18
5	COLEY, Dave	g	4-8	0-1	1-1	3	2	5	0	9	0	3	0	1	21
Team						2	1	3							
Totals			25-60	6-21	7-12	11	17	28	16	63	11	15	2	10	200

FG % 1st Half: 10-29 34.5% 2nd half: 15-31 48.4% Game: 25-60 41.7% Deadball Rebounds 2
 3FG % 1st Half: 2-8 25.0% 2nd half: 4-13 30.8% Game: 6-21 28.6%
 FT % 1st Half: 3-6 50.0% 2nd half: 4-6 66.7% Game: 7-12 58.3%

Sacred Heart 74 • 2-0

#	Player	F	Total		3-Ptr	Rebounds			PF	TP	A	TO	Blk	Stl	Min
			FG-FGA	FT-FTA		Off	Def	Tot							
11	EVANS, Chris	f	5-7	1-1	0-0	0	2	2	4	11	2	4	0	1	23
34	DULAIRE, Stan	f	5-9	0-0	4-5	4	6	10	2	14	2	2	1	0	31
5	SWIDOWSKI, Justin	c	5-10	0-1	4-4	1	4	5	4	14	0	1	1	1	28
2	KELLEY, Evan	g	1-4	1-1	8-11	0	1	1	1	11	4	3	0	3	25
25	GIBSON, Shane	g	5-12	1-4	0-0	2	5	7	3	11	2	4	1	0	31
12	MONTES, Louis	g	0-1	0-0	0-0	0	0	0	0	0	0	0	0	0	7
21	AKINPETIDE, Femi	g	0-0	0-0	0-0	0	0	0	1	0	0	0	0	0	5
30	GREENBACKER, Nick	g	1-1	1-1	0-0	1	2	3	0	3	1	0	0	1	12
3	GLOWIAK, Steve	g	2-6	0-2	0-0	3	3	6	0	4	2	2	0	2	18
4	GAETANO, Phil	g	2-3	2-3	0-0	0	2	2	1	6	4	2	0	0	20
Team						1	2	3							
Totals			26-53	6-13	16-20	12	27	39	16	74	17	19	3	8	200

FG % 1st Half: 13-30 43.3% 2nd half: 13-23 56.5% Game: 26-53 49.1% Deadball Rebounds 2
 3FG % 1st Half: 5-9 55.6% 2nd half: 1-4 25.0% Game: 6-13 46.2%
 FT % 1st Half: 3-4 75.0% 2nd half: 13-16 81.3% Game: 16-20 80.0%

Officials: Gary Prager, Phil Sallustio, Joe Battiato
 Technical fouls: Stony Brook-None. Sacred Heart-None.
 Attendance: 657

Score by periods	1st	2nd	Total
Stony Brook	25	38	63
Sacred Heart	34	40	74

	In	Off	2nd	Fast	Bench
Points	Paint	T/O	Chance	Break	
SBU	30	30	11	4	23
SHU	36	17	14	16	13

Last FG - SBU 2nd-00:27, SHU 2nd-00:25.
 Largest lead - SBU by 4 1st-13:48, SHU by 12 2nd-05:55.
 Score tied - 6 times.
 Lead changed - 5 times.



Official Basketball Box Score -- Game Totals -- Final Statistics
Mount Ida vs Stony Brook
 11/13/11 2 p.m. at Pritchard Gymnasium (Stony Brook, N.Y.)



Mount Ida 39 • 0-1

#	Player	F	Total		3-Ptr	Rebounds			PF	TP	A	TO	Blk	Stl	Min
			FG-FGA	FT-FTA		Off	Def	Tot							
11	Isiah Benjamin	*	1-13	0-10	2-5	0	0	0	2	4	3	2	0	2	33
12	Joe Cabral	*	0-1	0-0	0-0	2	1	3	3	0	1	1	0	1	29
14	Keith Jones	*	4-11	2-6	4-4	0	2	2	1	14	0	6	0	1	33
23	Jeff McNair	*	0-4	0-0	1-2	2	5	7	2	1	1	2	1	0	22
33	Travis Hillery	*	5-10	1-2	0-0	3	1	4	2	11	0	5	0	1	31
05	Special Rhodes	*	1-8	0-3	0-0	0	1	1	0	2	0	1	0	0	12
10	Cliff Desrosena	*	0-0	0-0	0-0	0	0	0	0	0	0	0	0	0	2
20	Vance Steinbergin	*	0-1	0-0	0-0	0	0	0	0	0	0	0	0	0	1
21	Trece Macklin	*	0-1	0-0	0-0	0	0	0	0	0	0	1	0	1	5
32	Jaiquan Wynter	*	2-9	0-0	3-4	2	3	5	3	7	0	0	0	1	17
34	Ashton Johnson	*	0-0	0-0	0-0	1	1	2	1	0	0	1	0	0	12
35	Nick Montanino	*	0-0	0-0	0-0	0	0	0	1	0	0	0	0	1	0
Team						1	2	3							
Totals			13-58	3-21	10-15	11	16	27	15	39	5	19	2	7	200

FG % 1st Half: 6-24 25.0% 2nd half: 7-34 20.6% Game: 13-58 22.4% Deadball Rebounds 3
 3FG % 1st Half: 2-11 18.2% 2nd half: 1-10 10.0% Game: 3-21 14.3%
 FT % 1st Half: 10-15 66.7% 2nd half: 0-0 0.0% Game: 10-15 66.7%

Stony Brook 93 • 1-1

#	Player	F	Total		3-Ptr	Rebounds			PF	TP	A	TO	Blk	Stl	Min
			FG-FGA	FT-FTA		Off	Def	Tot							
01	BRACEY, Ron	*	7-13	2-5	0-0	3	4	7	3	16	0	4	0	0	17
10	DOUGHER, Bryan	*	5-8	4-6	1-2	1	1	2	1	15	3	0	0	4	27
15	HAYES, Leonard	*	1-7	1-4	0-0	0									



Official Basketball Box Score -- Game Totals -- Final Statistics
Stony Brook vs Binghamton University
01/05/12 7 p.m. at Events Center, Vestal, N.Y.



Stony Brook 60 - 7-6, 2-0 AE

Table with columns: #, Player, Total FG-FGA, 3-Ptr FG-FGA, FT-FTA, Rebounds Off Def Tot, PF, TP, A, TO, Blk, Stl, Min. Includes team totals and shooting percentages.

Binghamton University 54 - 0-14, 0-2 AE

Table with columns: #, Player, Total FG-FGA, 3-Ptr FG-FGA, FT-FTA, Rebounds Off Def Tot, PF, TP, A, TO, Blk, Stl, Min. Includes team totals and shooting percentages.

Officials: Jim Haney, Ben Vasconcells, Bill McCarthy
Technical fouls: Stony Brook-None. Binghamton University-None.
Attendance: 1740

Score by periods table: 1st, 2nd, Total. Stony Brook: 27, 33, 60. Binghamton University: 28, 26, 54.

Last FG - SBU 2nd-01:37, BING 2nd-00:03.
Largest lead - SBU by 9 2nd-04:22, BING by 5 1st-10:22.

Score tied - 4 times.
Lead changed - 10 times.

Official Basketball Box Score -- Game Totals -- Final Statistics
Stony Brook vs UMBC
01-11-12 7:05 p.m. at RAC Arena, Baltimore, Md.

Stony Brook 89 - 9-6, 4-0

Table with columns: #, Player, Total FG-FGA, 3-Ptr FG-FGA, FT-FTA, Rebounds Off Def Tot, PF, TP, A, TO, Blk, Stl, Min. Includes team totals and shooting percentages.

UMBC 49 - 2-14, 1-3

Table with columns: #, Player, Total FG-FGA, 3-Ptr FG-FGA, FT-FTA, Rebounds Off Def Tot, PF, TP, A, TO, Blk, Stl, Min. Includes team totals and shooting percentages.

Officials: Jeffrey Bryant, Rob Riley, Clarence Armstrong
Technical fouls: Stony Brook-BRENTON, Tommy. UMBC-None.
Attendance: 1229

Score by periods table: 1st, 2nd, Total. Stony Brook: 41, 48, 89. UMBC: 19, 30, 49.

Last FG - SBU 2nd-00:05, UMBC 2nd-01:34.
Largest lead - SBU by 40 2nd-03:22, UMBC None.

Score tied - 1 time.
Lead changed - 0 times.



Official Basketball Box Score -- Game Totals -- Final Statistics
ALBANY vs Stony Brook
01/08/12 2 p.m. at Pritchard Gymnasium (Stony Brook, N.Y.)



ALBANY 68 - 10-7, 2-1 AE

Table with columns: #, Player, Total FG-FGA, 3-Ptr FG-FGA, FT-FTA, Rebounds Off Def Tot, PF, TP, A, TO, Blk, Stl, Min. Includes team totals and shooting percentages.

Stony Brook 81 - 8-6, 3-0 AE

Table with columns: #, Player, Total FG-FGA, 3-Ptr FG-FGA, FT-FTA, Rebounds Off Def Tot, PF, TP, A, TO, Blk, Stl, Min. Includes team totals and shooting percentages.

Officials: Gary Prager, Kevin Ferguson, Don McEvoy
Technical fouls: ALBANY-None. Stony Brook-None.
Attendance: 1355

Score by periods table: 1st, 2nd, Total. ALBANY: 33, 35, 68. Stony Brook: 44, 37, 81.

Last FG - ALBANY 2nd-01:09, SBU 2nd-02:40.
Largest lead - ALBANY by 2 1st-17:09, SBU by 18 2nd-15:57.

Score tied - 2 times.
Lead changed - 4 times.

Official Basketball Box Score -- Game Totals -- Final Statistics
Stony Brook vs Boston University
01/14/12 12 p.m. at Case Gym - Boston, Mass.

Stony Brook 55 - 9-7, 4-1 AE

Table with columns: #, Player, Total FG-FGA, 3-Ptr FG-FGA, FT-FTA, Rebounds Off Def Tot, PF, TP, A, TO, Blk, Stl, Min. Includes team totals and shooting percentages.

Boston University 61 - 7-11, 3-1 AE

Table with columns: #, Player, Total FG-FGA, 3-Ptr FG-FGA, FT-FTA, Rebounds Off Def Tot, PF, TP, A, TO, Blk, Stl, Min. Includes team totals and shooting percentages.

Officials: Michael Pilla, Gary Tracy, Harkeem Dixon
Technical fouls: Stony Brook-None. Boston University-None.
Attendance: 578

Score by periods table: 1st, 2nd, Total. Stony Brook: 20, 35, 55. Boston University: 26, 35, 61.

Last FG - SBU 2nd-00:03, BOSTONU 2nd-01:04.
Largest lead - SBU None, BOSTONU by 14 1st-09:58.

Score tied - 1 time.
Lead changed - 0 times.

Official Basketball Box Score -- Game Totals -- Final Statistics
Binghamton University vs Stony Brook
03/03/12 12:00 PM at West Hartford, CT (Chase Family Arena)

Binghamton University 69 • 2-29

Table with columns: #, Player, Total (FG-FGA, 3-Ptr, FT-FTA), Rebounds (Off, Def, Tot), PF, TP, A, TO, Blk, Stl, Min. Rows include LONGORIA, Chris; DICKINSON, Ben; GRAY, Jimmy; JOHNSTON, Taylor; RALLING, Javon; BROWN, Byron; OGUONADEGBE, Alex; RICE, Chris; HORN, Mike; WILLIAMS, Jabrille; RICHARDS, Omar; Team; Totals.

Summary statistics for Binghamton University: FG % 1st Half: 42.1%, 2nd half: 54.8%, Game: 50.0%; 3FG % 1st Half: 37.5%, 2nd half: 53.8%, Game: 47.6%; FT % 1st Half: 90.0%, 2nd half: 0.0%, Game: 90.0%. Deadball Rebounds: 0.

Stony Brook 78 • 21-8

Table with columns: #, Player, Total (FG-FGA, 3-Ptr, FT-FTA), Rebounds (Off, Def, Tot), PF, TP, A, TO, Blk, Stl, Min. Rows include COLEY, Dave; DOUGHER, Bryan; RAPIER, Al; JOYNER, Dallis; BRENTON, Tommy; CARTER, Danny; JACKSON, Anthony; ROUSE, Marcus; HAYES, Leonard; McALISTER, Eric; Team; Totals.

Summary statistics for Stony Brook: FG % 1st Half: 39.3%, 2nd half: 62.5%, Game: 50.0%; 3FG % 1st Half: 22.2%, 2nd half: 40.0%, Game: 28.6%; FT % 1st Half: 71.4%, 2nd half: 60.0%, Game: 64.7%. Deadball Rebounds: 3.

Officials: Jeff Plunkett, Mike Pilla, John Regan (alt:David Gay)
Technical fouls: Binghamton University-None, Stony Brook-None.
Attendance: 2012 America East Men's Basketball Championship presented by Newman's Own
Quarterfinal #1: Winner advances to face winner of Quarterfinal #2
#4 Albany vs. #5 New Hampshire on Sunday at 5:00 PM

Score by periods table for Binghamton vs Stony Brook. Columns: 1st, 2nd, Total. Rows: Binghamton University (28, 41, 69), Stony Brook (34, 44, 78).

Points and fouls table for Binghamton vs Stony Brook. Columns: Points, In, Off, 2nd, Fast, Bench. Rows: BING, SBU.

Last FG - BING 2nd-00:29, SBU 2nd-00:57. Score tied - 3 times. Largest lead - BING by 4 2nd-12:17, SBU by 13 2nd-04:41. Lead changed - 6 times.

Official Basketball Box Score -- Game Totals -- Final Statistics
ALBANY vs Stony Brook
03/04/12 5:00 PM at West Hartford, CT (Chase Family Arena)

ALBANY 55 • 19-14

Table with columns: #, Player, Total (FG-FGA, 3-Ptr, FT-FTA), Rebounds (Off, Def, Tot), PF, TP, A, TO, Blk, Stl, Min. Rows include Jacob Ilati; Mike Black; Gerardo Suero; Blake Metcalfe; Jayson Guerrier; Tanner Gibson; Luke Devlin; Tanner Hooley; Sam Rowley; John Puk; Team; Totals.

Summary statistics for Albany: FG % 1st Half: 41.4%, 2nd half: 36.8%, Game: 39.6%; 3FG % 1st Half: 7.1%, 2nd half: 57.1%, Game: 55.0%; FT % 1st Half: 2.2%, 2nd half: 100.0%, Game: 6.6%. Deadball Rebounds: 0.

Stony Brook 57 • 22-8

Table with columns: #, Player, Total (FG-FGA, 3-Ptr, FT-FTA), Rebounds (Off, Def, Tot), PF, TP, A, TO, Blk, Stl, Min. Rows include COLEY, Dave; DOUGHER, Bryan; RAPIER, Al; JOYNER, Dallis; BRENTON, Tommy; CARTER, Danny; JACKSON, Anthony; ROUSE, Marcus; HAYES, Leonard; McALISTER, Eric; Team; Totals.

Summary statistics for Stony Brook: FG % 1st Half: 46.9%, 2nd half: 30.3%, Game: 25.6%; 3FG % 1st Half: 3.8%, 2nd half: 0.0%, Game: 18.8%; FT % 1st Half: 0.1%, 2nd half: 80.0%, Game: 4.6%. Deadball Rebounds: 0.

Officials: Technical fouls: ALBANY-None, Stony Brook-None.
Attendance: 2012 America East Men's Basketball Championship presented by Newman's Own
Semifinal #1: Winner advances to Championship Game on Saturday, March 10 at 11:00 AM at the home court of the highest seeded team.

Score by periods table for Albany vs Stony Brook. Columns: 1st, 2nd, Total. Rows: ALBANY, SBU.

Points and fouls table for Albany vs Stony Brook. Columns: Points, In, Off, 2nd, Fast, Bench. Rows: ALBANY, SBU.

Last FG - ALBANY 2nd-00:37, SBU 2nd-00:00. Score tied - 6 times. Largest lead - ALBANY by 5 1st-04:24, SBU by 7 1st-13:39. Lead changed - 9 times.

Official Basketball Box Score -- Game Totals -- Final Statistics
VERMONT vs Stony Brook
03/10/12 11 a.m. at Stony Brook Arena (Stony Brook, N.Y.)

VERMONT 51 • 23-11

Table with columns: #, Player, Total (FG-FGA, 3-Ptr, FT-FTA), Rebounds (Off, Def, Tot), PF, TP, A, TO, Blk, Stl, Min. Rows include Apfeld, Luke; Carissimo, Sandro; Bald, Brendan; Voelkel, Brian; Glass, Matt; McGlynn, Four; Elbaum, Josh; Bergmann, Pat; Rugg, Clancy; Crenca, Ben; Team; Totals.

Summary statistics for Vermont: FG % 1st Half: 47.8%, 2nd half: 35.0%, Game: 41.9%; 3FG % 1st Half: 2.5%, 2nd half: 50.0%, Game: 46.7%; FT % 1st Half: 2.3%, 2nd half: 60.0%, Game: 8.1%. Deadball Rebounds: 0.

Stony Brook 43 • 22-9

Table with columns: #, Player, Total (FG-FGA, 3-Ptr, FT-FTA), Rebounds (Off, Def, Tot), PF, TP, A, TO, Blk, Stl, Min. Rows include COLEY, Dave; DOUGHER, Bryan; RAPIER, Al; JOYNER, Dallis; BRENTON, Tommy; BRACEY, Ron; CARTER, Danny; JACKSON, Anthony; ROUSE, Marcus; HAYES, Leonard; McALISTER, Eric; Team; Totals.

Summary statistics for Stony Brook: FG % 1st Half: 29.6%, 2nd half: 29.0%, Game: 29.3%; 3FG % 1st Half: 16.7%, 2nd half: 23.1%, Game: 21.1%; FT % 1st Half: 2.2%, 2nd half: 3.4%, Game: 5.6%. Deadball Rebounds: 1.

Officials: John Hughes, John Gaffney, Bill McCarthy
Technical fouls: VERMONT-None, Stony Brook-None.
Attendance: 4423
Vermont wins 2012 America East Championship

Score by periods table for Vermont vs Stony Brook. Columns: 1st, 2nd, Total. Rows: VERMONT (26, 25, 51), Stony Brook (19, 24, 43).

Points and fouls table for Vermont vs Stony Brook. Columns: Points, In, Off, 2nd, Fast, Bench. Rows: VERMONT, SBU.

Last FG - VERMONT 2nd-09:56, SBU 2nd-05:24. Score tied - 1 time. Largest lead - VERMONT by 17 2nd-09:56, SBU by 2 1st-19:40. Lead changed - 1 time.

2011-12 Stony Brook Men's Basketball
Stony Brook Combined Team Statistics (as of Mar 10, 2012)
All games

RECORD:	OVERALL	HOME	AWAY	NEUTRAL
ALL GAMES	22-9	13-1	7-7	2-1
CONFERENCE	14-2	8-0	6-2	0-0
NON-CONFERENCE	8-7	5-1	1-5	2-1

#	Player	gp-gs	min	avg	Total		3-Point		F-Throw		Rebounds				pf	dq	a	to	blk	stl	pts	avg
					fg-fga	fg%	3fg-fga	3fg%	ft-fga	ft%	off	def	tot	avg								
10	DOUGHER, Bryan	31-31	923	29.8	133-367	.36	85-234	.36	59-75	.78	18	58	76	2.5	56	1	49	39	1	29	410	13.2
05	COLEY, Dave	31-26	791	25.5	115-279	.41	14-43	.32	66-89	.74	33	82	115	3.7	55	2	41	57	1	16	310	10.0
23	JOYNER, Dallis	31-31	805	26.0	111-185	.60	0-1	.00	52-92	.56	88	113	201	6.5	59	1	27	55	22	12	274	8.8
24	BRENTON, Tomm	31-31	911	29.4	81-145	.55	3-10	.30	82-130	.63	96	150	246	7.9	66	0	103	60	7	51	247	8.0
21	RAPIER, Al	30-23	748	24.9	99-194	.51	0-5	.00	44-66	.66	54	99	153	5.1	60	0	32	56	4	14	242	8.1
04	JACKSON, Anthon	31-0	391	12.6	54-135	.40	33-80	.41	34-42	.81	11	31	42	1.4	23	0	20	33	3	16	175	5.6
12	ROUSE, Marcus	30-1	427	14.2	49-120	.40	11-40	.27	18-23	.78	8	27	35	1.2	31	0	15	16	1	12	127	4.2
15	HAYES, Leonard	31-8	494	15.9	36-135	.26	26-98	.26	9-12	.75	20	30	50	1.6	40	0	33	18	0	7	107	3.5
01	BRACEY, Ron	20-3	195	9.8	30-74	.40	9-35	.25	2-5	.40	19	22	41	2.1	8	0	6	16	2	3	71	3.6
22	McALISTER, Eric	27-0	195	7.2	18-49	.36	3-9	.33	9-10	.90	11	19	30	1.1	22	0	5	11	6	3	48	1.8
02	CARTER, Danny	29-1	327	11.3	15-50	.30	9-25	.36	4-4	1.000	22	25	47	1.6	43	0	6	10	2	4	43	1.5
11	RESNER, Ben	6-0	18	3.0	4-6	.66	0-0	.00	2-3	.66	2	2	4	0.7	0	0	3	3	0	1	10	1.7
32	MAYO, Anthony	1-0	1	1.0	0-0	.00	0-0	.00	0-0	.00	0	0	0	0.0	0	0	0	0	0	0	0	0.0
Team																						
Total.....		31	6226		745-173	.42	193-580	.33	381-551	.69	429	730	115	37.4	464	4	340	377	49	168	206	66.6
Opponents.....		31	6225		654-156	.41	215-616	.34	306-435	.70	257	656	913	29.5	552	-	365	421	87	176	182	59.0

TEAM STATISTICS	SBU	OPP	Date	Opponent	Score	Att.
SCORING	2064	1829	11/11/11	at Indiana	L 66-96	16506
Points per game	66.6	59.0	11/13/11	MOUNT IDA	W 93-39	1301
Scoring margin	+7.6	-	11/15/11	at Sacred Heart	L 63-74	657
FIELD GOALS-ATT	745-1739	654-1568	11/22/11	COLUMBIA	W 67-53	1166
Field goal pct	.428	.417	11/25/11	at Northwestern	L 58-63	4608
3 POINT FG-ATT	193-580	215-616	12/03/11	at Eastern Illinois	L 69-72	876
3-point FG pct	.333	.349	12/07/11	FAIRLEIGH DICKINSON	W 70-46	1078
3-pt FG made per gam	6.2	6.9	12/11/11	at Boston College	L 51-66	3426
FREE THROWS-ATT	381-551	306-435	12/17/11	vs RUTGERS	L 58-67	11090
Free throw pct	.691	.703	12/28/11	CORNELL	Wot 68-59	1630
F-Throws made per ga	12.3	9.9	12/30/11	RIDER	W 79-62	1031
REBOUNDS	1159	913	* 01/02/12	VERMONT	W 65-59	1088
Rebounds per game	37.4	29.5	* 01/05/12	at Binghamton University	W 60-54	1740
Rebounding margin	+7.9	-	* 01/08/12	ALBANY	W 81-68	1355
ASSISTS	340	365	* 01/11/12	at UMBC	W 89-49	1229
Assists per game	11.0	11.8	* 01/14/12	at Boston University	L 55-61	578
TURNOVERS	377	421	* 01/16/12	NEW HAMPSHIRE	W 61-52	1331
Turnovers per game	12.2	13.6	* 01/21/12	at MAINE	W 58-52	1172
Turnover margin	+1.4	-	* 01/25/12	HARTFORD	W 60-37	1377
Assist/turnover ratio	0.9	0.9	* 01/27/12	BOSTON UNIVERSITY	W 66-57	1630
STEALS	168	176	* 02/01/12	BINGHAMTON UNIVERSITY	W 82-48	1220
Steals per game	5.4	5.7	* 02/04/12	at ALBANY	W 76-69	4538
BLOCKS	49	87	* 02/06/12	at New Hampshire	W 57-48	587
Blocks per game	1.6	2.8	* 02/09/12	UMBC	W 80-68	1305
ATTENDANCE	21565	57412	* 02/12/12	at VERMONT	L 49-68	3266
Home games-Avg/Gam	14-1540	14-2978	02/18/12	at Northeastern	W 76-69	873
Neutral site-Avg/Game	-	3-5238	* 2/21/12	at HARTFORD	W 74-50	1641
			* 02/26/12	MAINE	W 55-48	1630
Score by Periods	1st	2nd	OT	Totals		
Stony Brook	939	1108	17	2064	03/03/12	vs Binghamton University
Opponents	830	991	8	1829	03/04/12	vs ALBANY
					03/10/12	VERMONT

* = Conference game
! = MSG Holiday Festival