

WATER-BORNE AND WATER-RELATED DISEASES IN TANZANIA



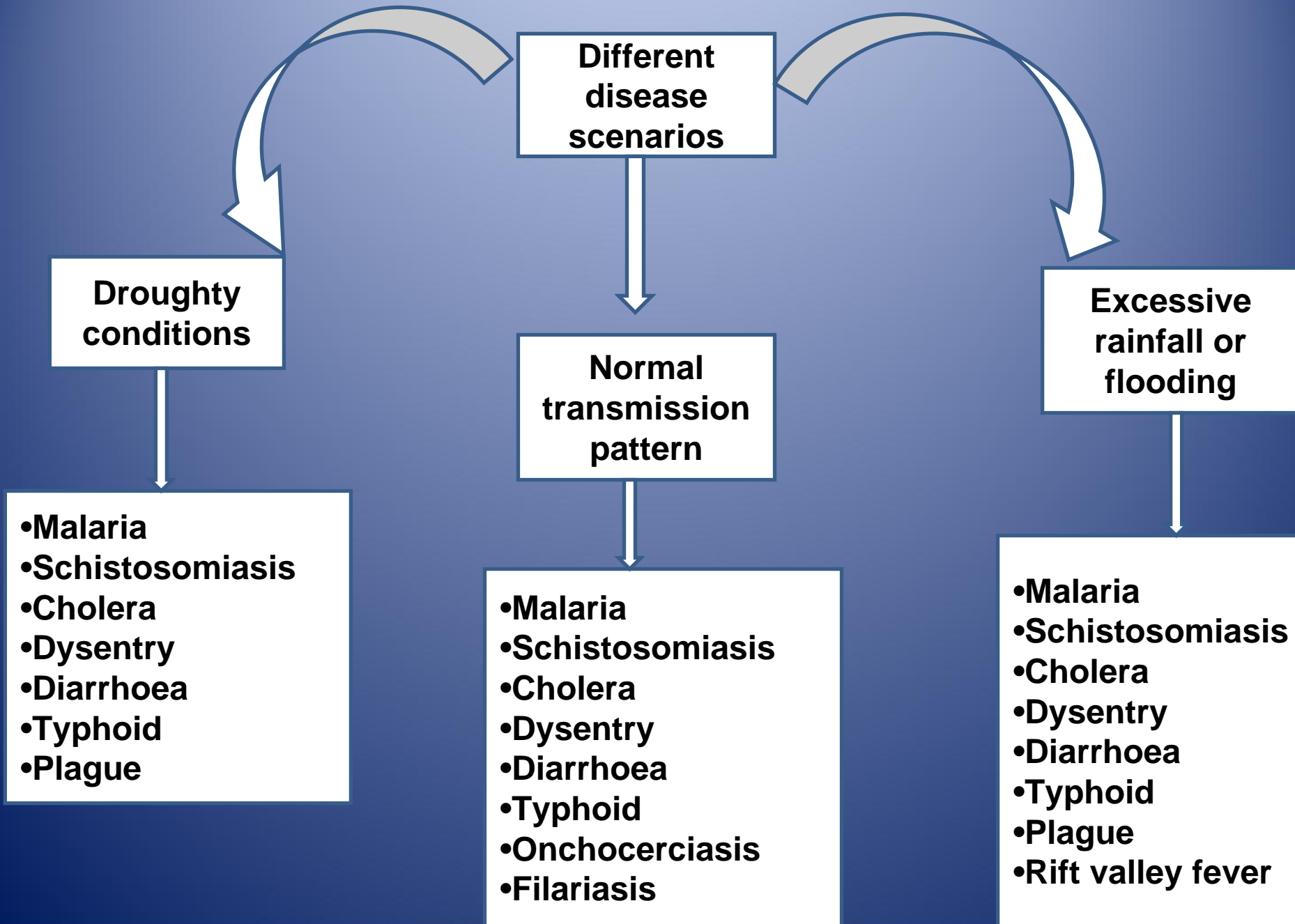
Jasper N Ijumba

University of Dar es Salaam, Department of Zoology & Wildlife Conservation

A symposium on “Achieving sustainable access to clean water in Tanzania: Impact on human health” Stony Brook University, New York, 27 February, 2008

TANZANIA'S
RELATIVE
POSITION
IN AFRICA,
EAST
AFRICA
AND ITS
MAIN
RIVERS
AND LAKES





Sources of water for residents of Kongwa District, Dodoma, Tanzania (2005)

Shallow well	76 (23.8 %)
Bore hole	47 (14.7 %)
Tap	111 (34.7 %)
Pond	46 (14.4 %)
Spring/stream/river	40 (12.5 %)
Total	320 (100 %)



A water-hole dug in a dry river bed in Kongwa District



Collecting water from a shallow well in Kiteto, Kongwa District, Dodoma

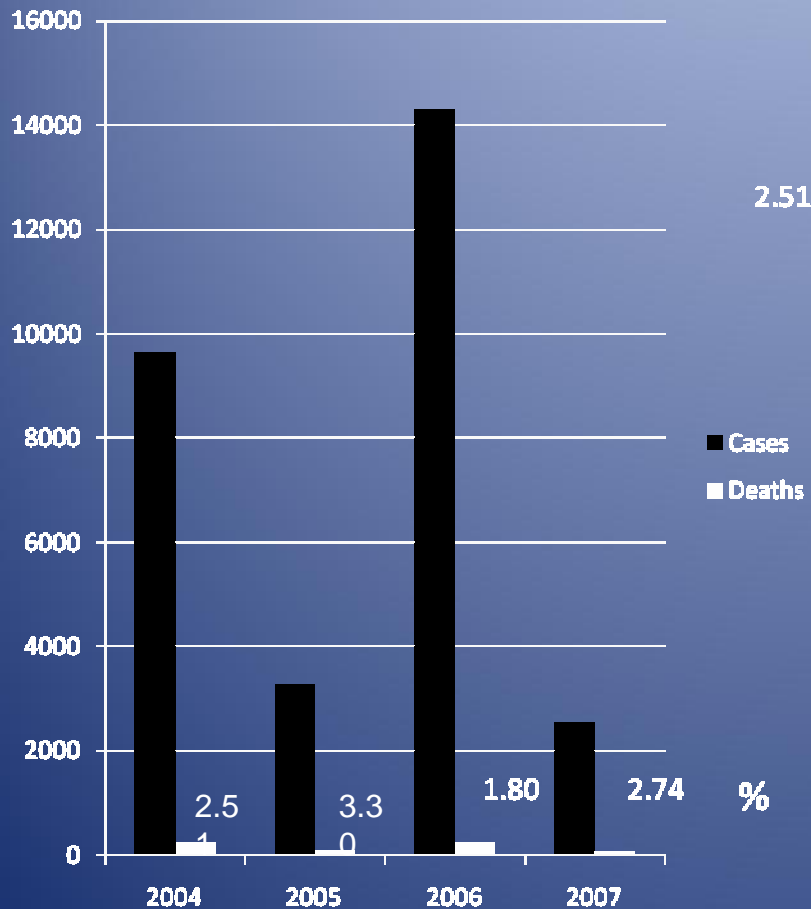


Congestion at a shallow well in Kiteto, Kongwa District, Dodoma

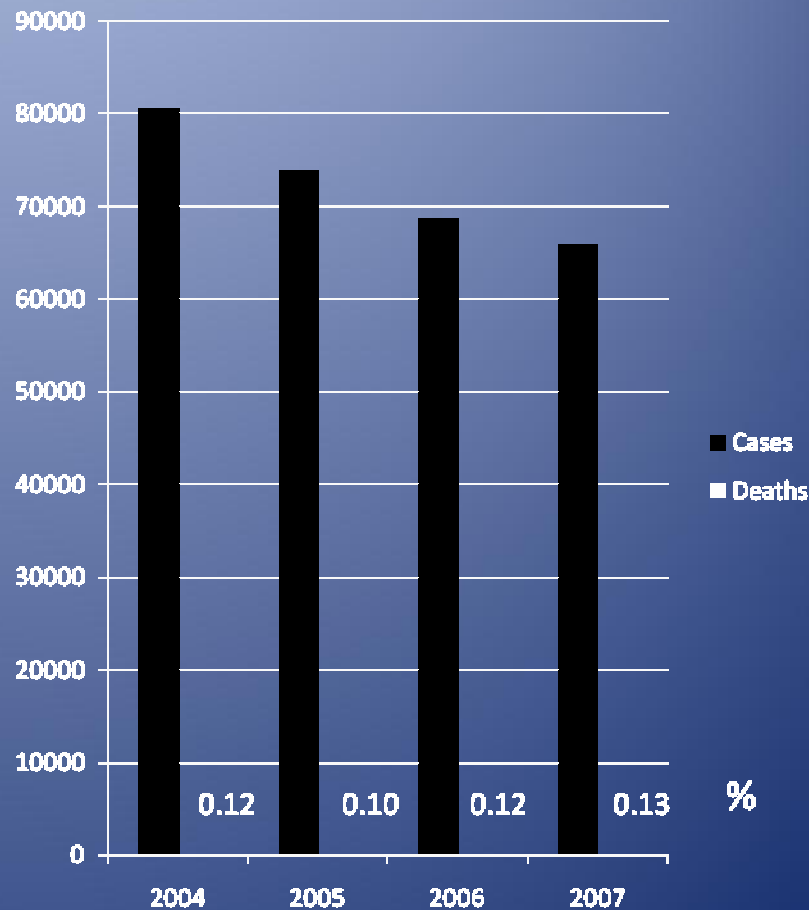


Queueing for water at one of the village taps in Kongwa District, Dodoma

Incidence of cases and deaths of Cholera and Dysentery 2004 through 2007

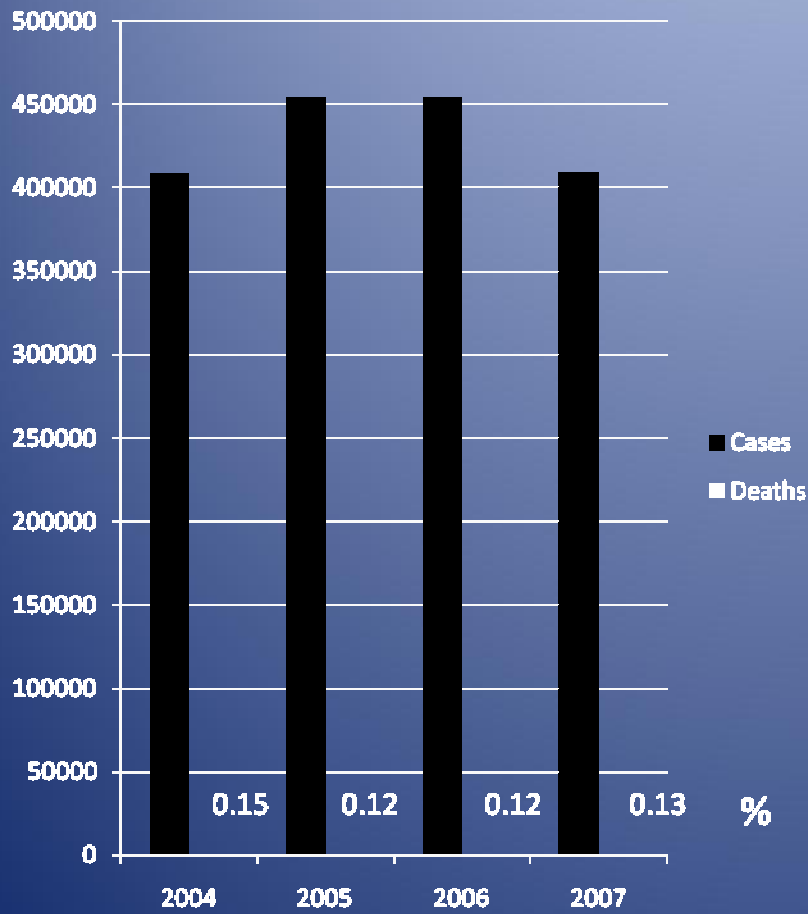


Cholera

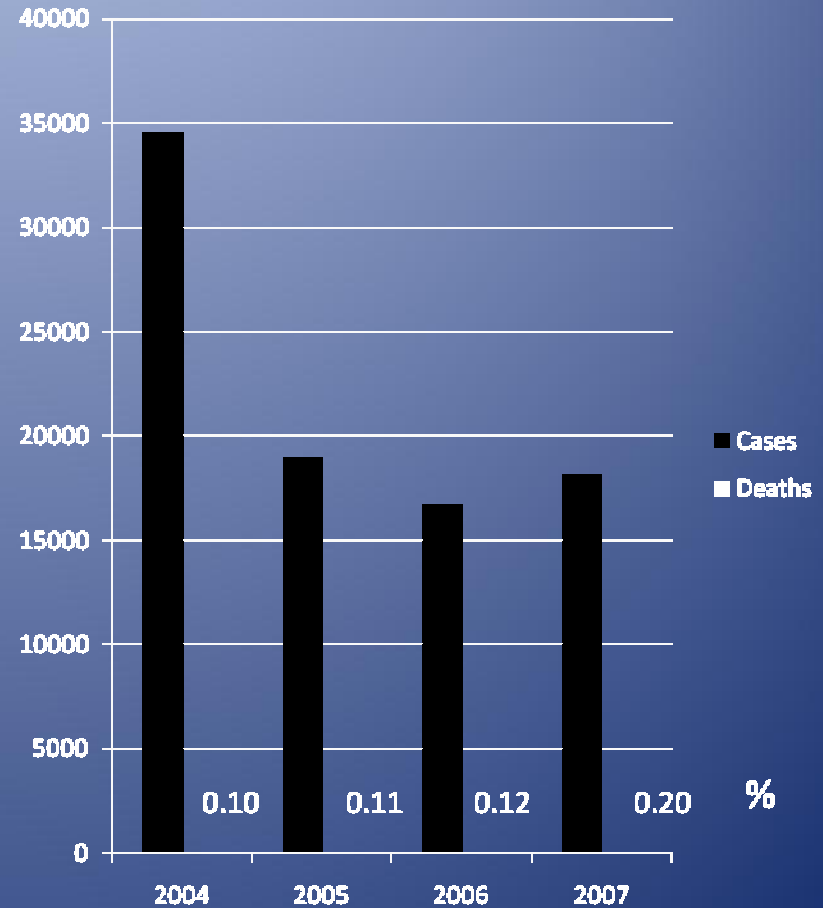


Dysentery

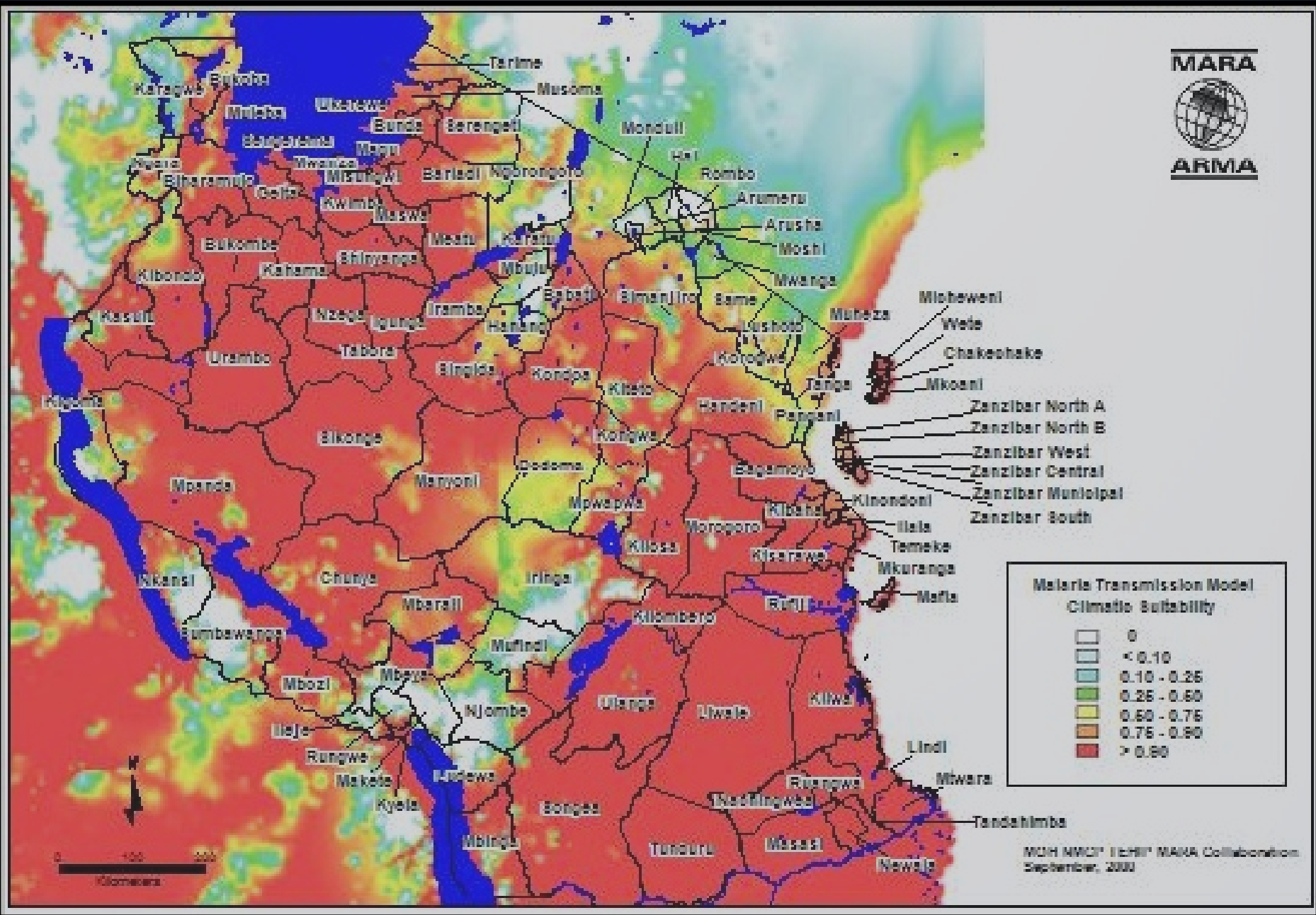
Incidence of cases and deaths of Diarrhea (in under-fives) and Typhoid from 2004 through 2007



Diarrhea in <5s



Typhoid



Tanzanian malaria risk map

Muleba District: reported out-patient malaria cases

	Jan	Feb	Mar	Apr	May	Jun	Jul	Aug	Sep	Oct	Nov	Dec
1996	5,723	5,339	5,714	5,662	5,063	6,722	6,763	4,312	4,915	4,666	4,944	6,170
1997	5,743	5,591	5,942	6,003	5,903	8,893	9,670	8,014	6,474	6,373	5,071	6,226
1998	12,491	8,480	12,446	10,367	8,228	8,245	7,049	6,274	5,990	6,662	7,421	6,461
1999	7,324	7,753	7,725	7,393	10,351	11,627	10,382	9,901	8,301	8,326	8,809	8,312
2000	10,475	11,503	11,016	10,967	11,907	13,056	13,052	11,885	12,275	11,843	13,957	13,909
2001	12,983	13,158	13,675	10,677	10,671	10,677	10,724	10,273	9,616	8,267	9,062	8,364
2002	6,511	5,121	4,630	5,488	5,895	8,186	2,825	2,254	1,695	1,797	1,771	1,792
2003	6,516	5,667	5,068	4,751	5,771	6,644	7,211	4,976	4,394	5,241	5,786	5,920
2004	7,478	5,410	6,350	5,618	6,244	8,187	6,117	4,913	4,100	3,493	2,986	2,564
2005	6,721	7,121	5,928	6,992	7,914	7,514	6,522	5,162	3,977	3,840	4,747	4,601
2006	3,926	3,985	3,825	4,023	7,333	2,221						

Current control efforts

- Malaria control (NMCP)
 - Use of insecticide-treated nets
 - Indoor-residual spraying in selected districts
- Filariasis control (NFCCP)
 - National campaign based on chemotherapy
- Onchocerciasis
 - ?
- Rift valley fever
- ?

Current control efforts...

- Schistosomiasis
 - ?
- Cholera
 - Treatment of cases
- Diarrhea in under-fives
 - IMCI?
- Typhoid
 - ?
- Dysentery
 - ?

Gaps

- Lack of political will and commitment
- Inadequate health education
- Illiteracy
- Lack or inadequate resources
- Lack of capacity - manpower
- Poor or lack of surveillance, forecasting and early warning system
- Poor planning and prioritization

Way forward

- Address gaps listed above.....plus...
- Improve access to clean and safe water
- Provision of free LLINs for all people at risk
- Scale up IRS in epidemic-prone districts
- Effective case management
- Operational research
- Address environmental issues
- Monitoring & Evaluation

Acknowledgement

- Staff of the Epidemiology and Disease surveillance unit of the Ministry of Health & Social Welfare
- Provost – Stony Brook University
- Prof. R. Mukandala
- Prof. Lwiza Kamazima
- Manager, National Malaria Control Programme